



UT MARTIN SKYHAWKS

2023 FOOTBALL GAME NOTES



ALEX BOGGIS • ASSISTANT SPORTS INFORMATION DIRECTOR • DBOGGIS@UTM.EDU • 731-881-7694

THE MATCHUP

GAME 4

Saturday, Sept. 23
6 pm | ESPN+

Braly Municipal Stadium
(14,215)
Florence, Ala.

Video: ESPN+
Radio: Skyhawk Sports Network



UT MARTIN SKYHAWKS
(2-1, 0-0 OVC)

Head Coach: Jason Simpson
Alma Mater: Southern Miss, 1994
Career Record: 109-85 (18th season)
Record at UTM: Same

VS



NORTH ALABAMA LIONS
(2-2, 0-1 UNITED ATHLETIC)

Head Coach: Brent Dearmon
Alma Mater: Bethel, 2008
Career Record: 2-2 (1st season)
Record at UNA: Same

Passing Leader	
Kinthead Dent	52-92, 582 yards, 8 TDs
Rushing Leader	
Sam Franklin	49/432 yards, 4 TDs
Receiving Leader	
DeVonte Tanksley	12/167 yards, 1 TD
Defensive Leader	
Carson Evans	22 Tkls, 0.5 TFL

Passing Leader	
Noah Walters	69-121, 734 yards, 4 TDs
Rushing Leader	
Demarcus Lacey	63/349 yards, 2 TDs
Receiving Leader	
Takairee Kenebrew	12/229 yards, 3 TDs
Defensive Leader	
Edwin White Schultz	40 Tkls, 1 FF

STAT COMPARISON

37.0	269.0	224.0	493.0		28.7	103.0	325.3	428.3
Scoring Offense	Rushing Yards/Gm	Passing Yards/Gm	Total Offense		Scoring Defense	Rushing Defense/Gm	Passing Defense/Gm	Total Defense
24.7	200.0	196.7	396.8		25.7	157.0	230.5	387.5

SETTING THE SCENE

» The University of Tennessee at Martin football program hits the road for its fourth game of the season and final non-conference test with a matchup against United Athletic Conference foe North Alabama on Saturday, Sept. 23. Kickoff from Braly Municipal Stadium is scheduled for 6 p.m. on ESPN+.

» The Skyhawks (2-1) hit the road after an impressive homestand in which the squad picked up two victories over Missouri State and Houston Christian while averaging 52.0 points per game. After rushing for over 400 yards against the Bears, UT Martin continued to turn the screws on its opponents by racking up 707 yards of total offense while scoring nine touchdowns in a 66-7 blowout victory. Along with the team's potent offensive attack, the Skyhawks also forced four turnovers against HCU with three interceptions and a fumble recovery.

» UT Martin enters the matchup ranked amongst the nation's leaders in several categories. The Skyhawks currently rank second nationally in total offense (493.0 ypg) and third in rushing offense (269.0 ypg) while also sitting 11th with 71 first downs and 12th in scoring offense (37.0 ppg). On the defensive side of the ball, the Skyhawks rank 15th nationally with four interceptions while sitting 18th in turnovers game (six).

» Quarterback Kinthead Dent posted a breakout performance in the win over HCU, completing 20-of-27 attempts for 347 yards and five touchdowns. Along with his five passing touchdowns, he also added a nine-yard rushing score to give him six total touchdowns – a mark not reached by a Skyhawk quarterback against a FCS opponent since 2012. As a whole, the Skyhawks threw six passing touchdowns in the game to six different receivers for the first time in program history.

» North Alabama (2-2) has alternated wins and losses over the first four weeks of the season, including a 20-7 win at Tennessee Tech last weekend. UNA's defense shutout the Golden Eagle offense for the whole game – with TTU's lone score coming on a pick six – while forcing five turnovers in the win.

» In a long series which dates back to 1949, UT Martin and North Alabama meet on the gridiron for the first time since 1990 this weekend. After squaring off 32 times dating back to the two teams time in the Division II ranks, UNA holds a 19-12-1 advantage in the series. UT Martin's last win in Florence came by a 38-14 decision back in 1988.

SERIES HISTORY

UNA leads 19-12-1

Last Meeting	Oct. 6, 1990
Game Result	L, 49-0
Streak	L2
First Meeting	Nov. 19, 1949
UTM vs. UNA in Martin	6-9
UTM vs. UNA in Florence	6-10-1
Simpson vs. North Alabama	0-0

2023 SCHEDULE/RESULTS

BREAKDOWN	OVERALL RECORD:	2-1
	OVC	0-0
	NON-CONFERENCE	2-1
	HOME	2-0
	AWAY	0-1

SEPTEMBER

Date	Day	Opponent	TV	Time (CT)
2	SAT	at #1 Georgia	ESPN+	L, 48-7
9	SAT	MISSOURI STATE	ESPN+	W, 38-31
16	SAT	HOUSTON CHRISTIAN	ESPN+	W, 66-7
23	SAT	at North Alabama	ESPN+	5 p.m.
30	SAT	TENNESSEE STATE*	ESPN+	6 p.m.

OCTOBER

Date	Day	Opponent	TV	Time (CT)
7	SAT	at Eastern Illinois	ESPN+	2 p.m.
21	SAT	CHARLESTON SOUTHERN*	ESPN+	2 p.m.
28	SAT	at Gardner-Webb*	ESPN+	12:30 p.m.

NOVEMBER

Date	Day	Opponent	TV	Time (CT)
4	SAT	at Tennessee Tech*	SECN	1:30 p.m.
11	SAT	SOUTHEAST MISSOURI*	ESPN+	2 p.m.
18	SAT	at Samford	ESPN+	Noon

TABLE OF CONTENTS

Quick Facts/Media Info	2	Last Time It Happened	15
Quick Hits	3-7	Records	16-18
Top Performances	5	Game Highs	19
National Polls	6	Money Plays	20
Honors and Awards	7	Starters	21
Rosters	8-9	Participation	22
HC Jason Simpson	10-11	Statistics	23-33
Assistants	11	Longest Plays	34
Big South-OVC	12	Game Summaries	35-36
Depth Chart	13		
Series History	14		

UNIVERSITY INFORMATION	
Location	Martin, Tenn.
Founded	1900; Senior College, 1951
Enrollment	6,700
Nickname	Skyhawks
Colors	Navy Blue & Orange
Stadium	Hardy M. Graham Stadium
Capacity	7,500
Surface	Field Turf
Affiliation	NCAA Division I (FCS)
Conference	Ohio Valley
Chancellor	Dr. Yancy Freeman
Athletics Director	Kurt McGuffin
Athletics Office	731-881-7660
Assistant AD/SWA	Danelle Fabianich
Ticket Office Phone	731-881-7207

COACHING STAFF	
Head Coach	Jason Simpson
Alma Mater	Southern Miss, 1995
Career Record	109-85 (18th)
Record at UT Martin	Same
OVC Record	82-47 (18th)

TEAM INFORMATION	
2022 Overall Record	7-4
	H: 4-1 A: 3-3
2022 OVC Record/Finish	5-0 (1st)
	H: 3-0 A: 2-0

Basic Offense	Multiple
Basic Defense	Multiple

Starters Returning/Lost	
Off: 4/8	Def: 4/7 S/T: 2/1 Total: 10/16

Players Returning	
Off: 4/8	Def: 4/7 S/T: 2/1 Total: 10/16

Newcomers	
Off: 4/8	Def: 4/7 S/T: 2/1 Total: 10/16

PROGRAM HISTORY	
First Year of Football	1925
All-Time Record	394-514-20
Division I Record	148-210
OVC Record	102-131
OVC Championships	3 (2006, 2021, 2022)
FCS Playoff Appearances	2 (2006, 2021)

SPORTS INFORMATION	
Football Contact	Alex Boggis
Email	dboggis@utm.edu
Office Phone	731-881-7964
Cell Phone	618-357-1536
Press Row Phone	731-881-7694
Mailing Address	1022 Elam Center Martin, Tenn. 38238
Website	www.UTMSports.com



SKYHAWKS IN PRINT

The name of our institution is the **University of Tennessee at Martin** and if abbreviated, should be referred to as **UT Martin**. The **University of Tennessee at Martin** should be used as the first reference in a news story. **UT Martin** should be used in subsequent references and **UTM** is acceptable in headlines.

Tennessee-Martin, UT-Martin, UT or Martin should **NEVER** be used. The description **Skyhawks** should be used to represent all **UT Martin** athletic teams. **Hawks** should never be used.

SCHEDULE AND RESULTS

DATE	OPPONENT	SITE	TV	RESULT	SERIES	NOTES
SEPT 2	#1 GEORGIA BULLDOGS	Athens, Ga.	ESPN+	L, 48-7	0-1	The Skyhawks hung tough holding back-to-back FBS national champion Georgia to just 17 points in the first half and forced five punts
SEPT 9	MISSOURI STATE BEARS	Martin, Tenn.	ESPN+	W, 38-31	2-7	Sam Franklin put the Skyhawks on his back, rushing for 259 yards and three touchdowns as the squad never trailed Missouri State
SEPT 16	HOUSTON CHRISTIAN HUSKIES	Martin, Tenn.	ESPN+	W, 66-7	2-0	The Skyhawks tallied 707 yards of total offense and forced four turnovers to cruise past HCU
SEPT 23	AT NORTH ALABAMA LIONS	Florence, Ala.	ESPN+	6 p.m.	12-19-1	
SEPT 30	TENNESSEE STATE* TIGERS	Martin, Tenn.	ESPN+	6 p.m.	14-18	
OCT 7	AT EASTERN ILLINOIS* PANTHERS	Charleston, ILL.	ESPN+	2 p.m.	13-15	
OCT 21	CHARLESTON SOUTHERN BUCCANEERS	Martin, Tenn.	ESPN+	2 p.m.	1-0	
OCT 28	AT GARDNER-WEBB* RUNNIN' BULLDOGS	Boiling Springs, Ga.	ESPN+	12:30 p.m.	2-2	
NOV 4	AT TENNESSEE TECH* GOLDEN EAGLES	Cookeville, Tenn.	ESPN+	1:30 p.m.	20-22-2	
NOV 11	SOUTHEAST MISSOURI* REDHAWKS	Martin, Tenn.	ESPN+	2 p.m.	19-19	
NOV 18	AT SAMFORD BULLDOGS	Birmingham, Ala.	ESPN+	Noon	4-15-1	

SKYHAWK WEEKLY MEDIA AVAILABILITY

» UT Martin football coach Jason Simpson will appear on the Skyhawk Sports Talk radio show and podcast on Mondays from 12 p.m. - 1 p.m. during the season at Zaxby's in Martin. The weekly radio show/podcast will be broadcast live on WUTM 90.3 FM "The Hawk" and later available on demand on UTMSports.com. Simpson is also available for media virtually every Tuesday via Zoom from 10:40-10:50 a.m. For those wishing to interview coach Simpson or members of the Skyhawk football program outside of those two availability windows, please contact a member of the UT Martin sports information staff for further accommodations.

BIG SOUTH-OVC WEEKLY CONTENT SESSION

» UT Martin football coach Jason Simpson will be made available for media virtually every Tuesday via Zoom from 10:40-10:50 a.m. please contact Kyle Schwartz in the OVC Office (615-690-6685 or kschwartz@ovc.org) for more info.

COACHES SCHEDULE

8:30-8:40 am	Tre Lamb, Gardner-Webb
9:50-10:00 am	Chris Wilkerson, Eastern Illinois
10:00-10:10 am	Bernard Clark, Robert Morris
10:30-10:40 am	Gabe Giardina, Charleston Southern
10:40-10:50 am	Jason Simpson, UT Martin
10:50-11:00 am	Chris Merritt, Bryant
11:10-11:20 am	Dewayne Alexander, Tennessee Tech
11:20-11:30 am	Tom Matukewicz, Southeast Missouri
11:30-11:40 am	Jed Stugart, Lindenwood
11:50-12:00 pm	Eddie George, Tennessee State

POSTGAME AVAILABILITIES

» Skyhawk head coach Jason Simpson and select players will be made available upon request for a press conference in the Bob Carroll Football Building Multi-Purpose Room at the conclusion of each home game. Reach out to Alex Boggis (dboggis@utm.edu) to request a player. After the contest, a full stat package will be available on UTMSports.com.

CREDENTIALS

» Media credentials are required for all Skyhawk home games and can be obtained through the sports information office. Please notify assistant sports information director Alex Boggis at least 24 hours in advance of home games and at least 72 hours in advance of road games. Passes may be picked up in advance at the Sports Information Office or on game day at the will call window at Hardy M. Graham Stadium. Media parking is located in the lot just behind the Graham Stadium press box. Parking passes must be requested with media passes.

INTERVIEW POLICIES

» Media interviews with players and coaches are encouraged, and every effort will be made to accommodate media requests. In-person interviews are preferred. Telephone interviews can be arranged through the sports information office.

SKYHAWK SPORTS NETWORK

» The Skyhawks air every football game on the Skyhawk Sports Network and its flagship station Thunderbolt Broadcasting. Games are broadcast on WCMT "Talk and News You Can Use!" with simulcasts on 1410 AM, 100.5 FM, 92.7 FM, 96.1 FM, 99.7 FM and 103.3 FM. The program's weekly radio show with Jason Simpson will be broadcast on WUTM 90.3 FM.

GAMEDAY DOCUMENTS/STATS/NOTES/ROSTERS

» Media will be provided hard copies of roster flipcards, game notes and final statistics. Live stats, courtesy of StatBroadcast are available at UTMStats.com while full game materials are available online at www.UTMSports.com/FootballMediaCenter.

PRESS BOX

» The Hardy M. Graham Stadium press box is located off University Street, directly above the bleacher seating area. Internet access is available in the press box. Media parking is located in the general parking lot in front of the main entrance.

SKYHAWK NEWS ONLINE

» A wealth of resources for the UT Martin sports information department can be found at www.UTMSports.com, powered by SIDEARM Sports. The site features updated schedules, rosters, player information, game notes and statistics.

THIS WEEK'S OPPONENT



NORTH ALABAMA LIONS
(2-2, 0-1 UAC)

RUSHING						
G	Att.	Yds.	Avg.	TD	Yds/G	
#1 Demarcus Lacey	4	63	34.9	5.5	2	87.2
#11 Jalyn Daniels	3	16	22.3	13.9	3	74.3
PASSING						
G	Cmp-Att.	Pct.	Yds	TD	INT	
#6 Noah Walters	4	69-121	57.0	734	4	3
RECEIVING						
G	Rec.	Yds.	Avg.	TD	Yds/G	
#5 Takairee Kenebrew	3	12	22.9	19.1	3	76.3
#9 David Florence	4	14	13.7	9.8	0	34.3
DEFENSE						
G	Solo	Asst	Total	TFL	Other	
#1 Edwin White Schultz	4	21	19	40	1.5	1 FF
#9 Gregory Reddick	4	18	11	29	2.0	1 PBU

2023 SCHEDULE

Date	Opponent	Result
8/26	vs. Mercer	L, 17-7
9/2	Chattanooga	W, 41-27
9/9	at Tarleton State*	L, 52-31
9/16	at Tennessee Tech	W, 20-7
9/23	UT Martin	6 pm
9/30	Eastern Kentucky*	6 pm
10/14	at Abilene Christian*	3 pm
10/21	Utah Tech*	6 pm
10/28	at Austin Peay*	3 pm
11/4	Central Arkansas*	4 pm
11/18	at Florida State	TBA

QUICK HITS

SIMPSON ON OVC LEADERBOARD

» UT Martin head coach **Jason Simpson** currently ranks fourth in OVC history with 108 wins and trails Charles Murphy for third place by nine.

» Now in his 18th season at UTM, Simpson ranks as the longest tenured coach in the league while sitting first among active OVC coaches in victories and becoming just the sixth head coach to spend at least 15 years at the same institution - joining Roy Kidd (EKU), Boots Donnelly (Middle Tennessee), Charles Murphy (Middle Tennessee), Bob Spoo (EIU) and Don Wade (TTU).

Most Wins In OVC History			
Coach (Program)	W	L	%
1. Roy Kidd (Eastern Kentucky)	315	123	.715
2. Boots Donnelly (AP/MTSU)	154	94	.620
3. Charles Murphy (MTSU)	117	53	.683
4. Jason Simpson (UT Martin)	108	85	.561
5. Jimmy Feix (WKU)	99	43	.690

» In OVC play alone, Simpson has a career mark of 82-47 through 18 seasons, more than tripling the program's 20-win total which stretched through 14 seasons before his tenure. His 81 conference wins rank third in OVC history.

Most Conference Wins In OVC History			
Coach (Program)	W	L	%
1. Roy Kidd (Eastern Kentucky)	207	61	.768
2. Boots Donnelly (AP/MTSU)	102	52	.662
3. Jason Simpson (UTM)	82	47	.640
4. Charles Murphy (MTSU)	73	26	.733
5. Bob Spoo (EIU)	68	44	.607

700 YARDS OF TOTAL OFFENSE

» UT Martin posted a dominating offensive performance against Houston Christian, racking up 707 yards of total offense. Not only did the yardage rank as a FCS single-game high this season, but ranked as the second-best yardage total in school history - sitting only behind a 821-yard performance against Murray State in 2007 - a stretch of 172 games.

OLD SERIES RENEWED

» In a long series which dates back to 1949, UT Martin and North Alabama meet on the gridiron for the first time since 1990 this weekend. After squaring off 32 times dating back to the two teams time in the Division II ranks, UNA holds a 19-12-1 advantage in the series. UT Martin's last win in Florence came by a 38-14 decision back in 1988.

HOME IS WHERE THE WINS ARE

» UT Martin has found success at Hardy Graham Stadium this season, winning 18 of its last 21 contests since 2019 - including a 11-1 record over the past three seasons.

OFFENSE IS ROLLING

» UT Martin has put up back-to-back strong offensive outings against Missouri State and Houston Christian. The Skyhawks currently rank second nationally in total offense (493.0 ypg) and third in rushing offense (269.0 ypg) while also sitting 11th with 71 first downs and 12th in scoring offense (37.0 ppg).

DENT AIRS IT OUT

» Skyhawk quarterback **Kinkead Dent** had a big day against Houston Christian after throwing five touchdowns in the victory. The contest marked the seventh time that a Skyhawk has thrown for five or more touchdowns, joining Derek Carr (3x), Jarod Neal (2x) and John Bachus III.

Player vs Opponent	Year	TDs
Derek Carr vs. Jacksonville State	2012	7
Derek Carr at Murray State	2012	7
Derek Carr vs. Austin Peay	2011	6
Jarod Neal vs. Bethel	2015	6
Kinkead Dent vs. Houston Christian	2023	5
John Bachus III at Tennessee Tech	2019	5
Jarod Neal vs. Murray State	2015	5

MOVE THE CHAINS

» Along with the team's 707 yards of total offense in the win over Houston Christian, the Skyhawks also set a new school record by racking up 32 first downs. The performance bested the program's previous record of 30 set against Bethel in 1995.

SIX IS A SERIOUS NUMBER

» While the Skyhawks did not set a school record for passing touchdowns against Houston Christian, the mixture of receivers did. The contest marked the first time in program history that six different receivers caught the team's six touchdown catches with **DeVonte Tanksley, Trevonte Rucker, Shawn Hardy II, Ajay Smith, Marlon Cook, Jr.** and **Zoe Roberts** each finding the endzone.

FRANKLIN ECLIPSES THE CENTURY MARK AGAIN

» Running back Sam Franklin ranks second nationally in rushing yards per game after eclipsing the 100-yard rushing mark in back-to-back contests for the Skyhawks. After a near record-setting 259 yards against Missouri State, Franklin stayed hot with 127 yards against Houston Christian. For his career, Franklin has eclipse 100 rushing yards in four contests while tallying 1,175 yards for his career.

POUNDING THE GROUND ATTACK

» UT Martin put a heavy emphasis on the ground attack against Missouri State and racked up 405 rushing yards on 41 carries. The Skyhawks averaged 9.9 yards per rush and ranked as the most rushing yards since UT Martin ran for 531 yards against Murray State on Nov. 10, 2007 - a span of 171 games.



Newcomer **Kinkead Dent** completed 74 percent (20-of-27) of his passing attempts while throwing for 347 yards and five touchdowns in just two and a half quarters against HCU. Along with his five passing touchdowns, he also kept it himself for a nine-yard touchdown in the third quarter. Dent completed touchdown passes of 50, 34, 43, six and three yards, respectively.

NO FLY ZONE

» The Skyhawks boasted a stingy defense last season, ranking second nationally in turnovers gained with 28 while sitting third nationally with 17 interceptions. After notching multiple interceptions in five contests last season, the Skyhawks posted their first multi-interception contest of 2023 in a win against Houston Christian after tallying three picks.

FRANKLIN IS PRIMED FOR A BIG PLAY

» With four touchdowns in his career of 65 yards or more, sophomore **Sam Franklin** has shown his ability to make a big play. After scoring touchdowns of 89, 86 and 65 yards on the ground in 2022, he ripped off an 81-yard touchdown on the opening drive against Missouri State. As a whole, he has tallied 18 plays totaling 20 yards or more - including nine touchdowns.

SCORING IN BUNCHES

» The Skyhawks put up points in bunches in the team's win over Houston Christian. UT Martin scored on its opening offensive drive of the game and never looked back on the way to nine touchdowns and 66 points. The team's 66 points ranked as the highest scoring output against a FCS opponent since a 66-59 victory at Murray State on Oct. 13, 2012.

RECORD WHEN...

Overall	2-1
vs. Ohio Valley Conference	0-0
Non-conference record	2-1
Home	2-0
Away	0-1
Day Games	0-0
Night Games	2-1

Offense	
When scoring first	2-0
When the opponent scores first	0-1
When leading at halftime	2-0
When trailing at halftime	0-1
When tied at halftime	0-0
When leading after third quarter	2-0
When trailing after third quarter	0-1
When tied after third quarter	0-0
In overtime games	0-0
When scoring less than 20 points	0-1
When scoring 20+ points	2-0
When scoring 30+ points	2-0
When scoring 40+ points	2-0
When allowing less than 20 points	1-0
When allowing 20+ points	1-1
When allowing 30+ points	1-1
When rushing for < 100 yards	0-0
When rushing for 100+ yards	2-1
When rushing for 200+ yards	1-0
When passing for 200+ yards	1-0
When passing for 300+ yards	1-0
When totaling < 300 yds total offense	0-1
When gaining 300+ yds total offense	2-0

Defense	
When allowing < 100 yds rushing	1-0
When allowing 100+ yds rushing	1-1
When allowing 200+ yds rushing	0-0
When allowing < 200 yards passing	1-0
When allowing 200+ yards passing	1-1
When allowing 300+ yards passing	1-1
When allowing < 300 yds total offense	1-0
When allowing 300+ yds total offense	1-1

GAME CAPTAINS

Georgia

Daylan Dotson | Gavin Olson | Tevin Shipp

Missouri State

Carson Evans | Lamar Morgan | Jay Rogers

Houston Christian

Giovanni Davis | Jack Lucas | Josiah Tingley

North Alabama

-

Tennessee State

-

Eastern Illinois

-

Charleston Southern

-

Gardner-Webb

-

Tennessee Tech

-

Southeast Missouri

-

Samford

-

QUICK HITS

LEFLORE BREAKS LOOSE

» Newcomer **Narkel LeFlore** has tallied three kickoff returns of 20 yards or more this season but his big return came against Houston Christian when he opened the second half with a 95-yard touchdown. The scamper ranked as the first kickoff return for a touchdown since Peyton Logan also returned a kick 95 yards against ECU in 2017.

OVC SUPREMACY

» Since the 2006 season, UT Martin ranks as the winningest active member in the Ohio Valley Conference with 82 victories. After winning just 20 games in the team's first 14 years in the league, the Skyhawks are 82-47 since 2006 while sitting 14 wins above the closest program in Eastern Illinois (68-59) during that span. The Skyhawks have finished .500 or above in conference play in 15 of the last 17 seasons - including six top-two finishes.

QUEST FOR THREE CONSECUTIVE LEAGUE CROWNS

» UT Martin enters 2023 looking for more after winning back-to-back OVC championships for the first time in school history. After notching the program's first league championship in 15 years in 2021, the Skyhawks cruised to an unbeaten record and its second straight OVC title in 2022. UT Martin is now the latest OVC program to win back-to-back titles since Jacksonville State reigned supreme from 2014-18.

FINAL CONTEST OF TWO-YEAR

OVC-SOUTHLAND SCHEDULING ALLIANCE

» Saturday's contest marks the second and final matchup for the Skyhawks in the OVC-Southland Scheduling Alliance announced back in October of 2021 which paired conference members during the 2022 and 2023 campaigns. To date, there have been nine matchups on the schedule with OVC teams going 7-2 against Southland schools - including the Skyhawks sweeping their two matchups against HCU.

FRANKLIN EARNS PLAYER OF THE WEEK HONORS

» Running back Sam Franklin was rewarded for his big performance against Missouri State by being named both Big South-OVC Football Offensive Player of the Week and to the CFPA National Performer of the Week honorable mention list. Franklin racked up 259 yards on 20 carries and rushed for three touchdowns to lift the Skyhawks to victory. All three of his touchdowns gave the Skyhawks a lead - including the eventual game-winner with 1:45 to play.

RUSHING TOUCHDOWN TRIFECTA

» Skyhawk running back **Sam Franklin** found the endzone three times in a win against Missouri State in Week 2. Franklin has now tallied two games with three touchdowns in his career - joining a list of eight individuals during UT Martin's Division I era to record three touchdowns on 20 occasions.

Three Rushing Touchdowns	Times
Don Chapman	8
Zak Wallace	3
Sam Franklin	2
Brady Wahlbert	2
Miguel Barnes	2
Brandyn Young	1
Jason McNair	1
Abou Toure	1

JUMPING ON THE LOOSE BALL

» Junior defensive end **Daylan Dotson** has had a knack for jumping on loose balls with four fumble recoveries in his career. With a fumble recovery against Missouri State, Dotson ranks tied for seventh in school history.

SKYHAWK DEBUTS

» 30 different players have made their UT Martin debut this season. Five Skyhawks made their debut as starters including **Drake Carroll** (OL), **Marlon Cook, Jr.** (WR), **Kinkead Dent** (QB), **Noah Hayes** (OL), and **Vance Van Every** (OL).

» Meanwhile, Ygenio Booker (WR), Taylor Burton (DL), Glover Cook III (RB), Logan Crouch (OL), Robert Daniel, Jr. (S), Jabaree Dawkins (OL), Na'Drian Dizadare (OLB), Max Dowling (TE), Ge'Mon Eaford (OLB), Jeremiah Edwards (WR), Davion Hampton (WR), Shawn Hardy II (WR), Corey Harris (RB), Josh Hastings (S), Celeycan Hill (S), Calvontay Key (DB), Aidan Laros (K/P), Narkel LeFlore (RB), Quincy Hamilton (S), Davonte Murray (DE), Colton Peoples (LS), AJ Robinson, Jr. (S), Trevonte Rucker (WR), Christian Stapleton (TE) and Asa Wondeh (WR) have also seen action this season.

Team Statistic	NCAA Rank	OVC Rank	Value
Blocked Kicks Allowed	1	1	0
Blocked Punts Allowed	1	1	0
Total Offense	2	1	493.0
Rushing Offense	3	1	269.0
Kickoff Returns	7	3	28.5
Team Tackles for Loss	8	1	8.3
First Downs Offense	11	1	71
Scoring Offense	12	1	37.0
Winning Percentage	12	1	66.7
4th Down Conversion Pct	13	1	80.0
Turnover Margin	14	2	1.33
Passes Intercepted	15	3	4
Rushing Defense	15	1	101.7
Passes Had Intercepted	16	3	1
Turnovers Lost	17	2	2
Fumbles Lost	18	1	1
Turnovers Gained	18	3	6
Net Punting	21	1	40.6

Individual Statistic	Player	NCAA Rnk	OVC Rnk	Value
All-Purpose	Franklin	8	1	154.67
Combined Kick Returns	LeFlore	18	3	171
Forced Fumbles	Baker	22	4	0.33
	Johnson	22	4	0.33
	McGoy	22	4	0.33
Fumbles Recovered	Dotson	12	1	1
	Lucas	12	1	1
Kickoff Return TDs	LeFlore	1	1	1
Passing TDs	Dent	3	1	8
Points Responsible For	Dent	6	1	54
Punting	Laros	1	1	48.1
Receiving TDs	Cook	22	2	2
	Rucker	22	2	2
Rush Yards/Carry	Franklin	4	1	8.82
Rushing Yards	Franklin	2	1	432
Rushing Yards/Game	Franklin	2	1	144.0
Total Touchdowns	Franklin	14	1	4

BIG SOUTH-OVC FOOTBALL ASSOCIATION

» In February 2022 the Big South Conference and Ohio Valley Conference announced the creation of an association of their football member institutions, to begin with the 2023 NCAA Division I football season and have an initial term of at least four years.

» Schools in the association are Bryant, Charleston Southern, Eastern Illinois, Gardner-Webb, Lindenwood, Robert Morris, Southeast Missouri, Tennessee State, Tennessee Tech and UT Martin. Western Illinois will join the Association beginning with the 2024 season.

LAROS CONTINUES ATHLETIC FAMILY TREE

» Specialist **Aidan Laros** is keeping the athletic family tree going after his father, Adrian, played 14 seasons of Division I rugby in South Africa and three seasons of professional rugby in France. Additionally, his grandfather, Paul Ripchik, was a left-handed pitcher in the Canadian League in the late 1950s.

QUICK HITS

**DOTSON NAMED TO BUCK BUCHANAN AWARD PRESEASON WATCH LIST**

» UT Martin defensive end Daylan Dotson has been named to the preseason watch list for the prestigious 2023 Buck Buchanan Award presented by FedEx Ground for the national defensive player of the year in college football's Division I subdivision. Dotson is one of 35 players announced to the preseason watch list. All 15 FCS conferences, which combine to form 13 leagues, are represented on the watch list, including 13 past finalists.

UT MARTIN PICKED TO FINISH THIRD IN BIG-SOUTH OVC FOOTBALL ASSOCIATION POLL

» After winning back-to-back OVC championships in 2021 and 2022, UT Martin has been picked to finish third in the inaugural Big South-OVC Football Association Preseason Poll. The Skyhawks received 85 total points and one first place vote from the association's head coaches.

1. Southeast Missouri (6 first place) - 96 points
2. Gardner-Webb (2) - 86
3. **UT Martin (1) - 85**
4. Tennessee Tech (1) - 58
5. Tennessee State - 57
6. Bryant - 48
7. Lindenwood - 45
8. Eastern Illinois - 33
9. Charleston Southern - 30
10. Robert Morris - 12

LAROS IMPRESSES IN SKYHAWK DEBUT

» Do-it-all specialist **Aidan Laros** made a strong impression in his Skyhawk debut against No. 1 ranked Georgia by booming eight punts for an average of 50.2 yards per attempt. He consistently pinned Georgia deep in its own territory, landing a pair of punts inside the 20-yard line while also blasting a 66-yard punt.

HOME OPENERS SINCE 2006

» Dating back to 2006, UT Martin has made Hardy Graham Stadium a tough place to play in home openers with a 16-2 (88.9 winning percentage) record. During that stretch, the Skyhawks have averaged 42.9 points per game while winning games by an average of 28.2 points per game.

Year	Opponent	Result
2006	Urbana	W, 28-0
2007	Missouri State	L, 51-41
2008	Baker	W, 56-0
2009	Iowa Wesleyan	W, 56-0
2010	Eastern Illinois	W, 20-10
2011	Union College	W, 63-0
2012	Southeastern Louisiana	W, 23-6
2013	No. 7 Central Arkansas	W, 24-23
2014	Cumberland	W, 63-7
2015	Bethel	W, 72-10
2016	Bacone	W, 84-6
2017	Clarion	W, 36-0
2018	Chattanooga	L, 34-24
2019	Northwestern State	W, 42-20
2020	Eastern Illinois	W, 28-15
2021	Samford	W, 33-27
2022	Western Illinois	W, 42-25
2023	Missouri State	W, 38-31

TENNESSEE TOUGH

» Under the direction of head coach Jason Simpson, the Skyhawks have taken pride in winning games against in-state opponents. Since 2014, the Skyhawks have posted a 23-8 record against in-state foes while possessing the second-best overall winning percentage of all Division I programs in the state (FBS and FCS) since 2010 at 55.6 percent.

DIPPING INTO THE TRANSFER PORTAL

» The Skyhawks added to a veteran return group this offseason by dipping into the transfer portal and acquiring talent. The Skyhawks brought in seven graduate transfer in wide receiver **Ygenio Booker** (Tulane), wide receiver **Marlon Cook, Jr.** (Shepherd), safety **Robert Daniel, Jr.** (Eastern Michigan), quarterback **Kinkead Dent** (Ole Miss), outside linebacker **Na'Drian Dizadare** (Oklahoma State), outside linebacker **Ge'Mon Eaford** (Bethune Cookman), offensive guard **Noah Hayes** (Arkansas Pine Bluff) and cornerback **Calvontay Key** (Alcorn State).

» UT Martin also welcomes in running back Glover Cook III (Florida Atlantic), tight end Max Dowling (Kansas), wide receiver Shawn Hardy II (Nebraska), safety Josh Hastings (Memphis), specialist Aidan Laros (Charlotte), running back Narkel LeFlore (McKendree), defensive end Davonte Murray (Notre Dame College), outside linebacker Michael Pleas, Jr. (Jackson State), wide receiver Trevonte Rucker (Jackson State), wide receiver Keenan Speer-Johnson (Nevada), center Vance Van Every (Ohio) and wide receiver Asa Wondeh (Eastern New Mexico).

TAILS (DOES) FAIL

» Despite going 5-0 in OVC play last season and winning a co-championship with Southeast Missouri, the league's NCAA Division I Playoff Bid came down to a coin flip - one in which UT Martin called tails and lost - ultimately ending the Skyhawks season while Southeast Missouri advanced into the playoff field.

SKYHAWKS IN THE NFL

» UT Martin currently had four alums with NFL ties heading into training camp while XX former assistant coaches hold current coaching positions throughout the league. Wide receiver **Colton Dowell** was selected in the seventh round of the 2023 NFL Draft by the Tennessee Titans. Dowell made the active roster for the Titans while former tight end **Rodney Williams** claimed a spot on the practice squad for the Pittsburgh Steelers and wide receiver **Jaylon Moore** is currently on injured reserve with the Jacksonville Jaguars. Former quarterback **Dresser Winn** signed an undrafted free agent contract with the Los Angeles Rams but was waived prior to the season.

Player	Team
Colton Dowell (WR)	Titans
Jaylon Moore (WR)	Jaguars
Rodney Williams (TE)	Steelers
Dresser Winn (QB)	Rams

Coach	Team
Will Burnham (Asst. S/T)	Texans
Demarcus Covington (DL)	Patriots
Keith Jones (Fellowship)	Patriots
Matt Jones (Asst. OL)	Titans
Clinton McMillan (Asst. DL)	Titans
Ryan Nielsen (DC)	Falcons
Justin Rascati (Asst. OL)	Vikings

TOP PERFORMANCES

300-YARD PASSING PERFORMANCES

Kinkead Dent (1 career | 1 in 2023)

Yds	Opponent	Date	Score
347	vs. Houston Christian	9/16/23	W, 66-7

100-YARD RUSHING PERFORMANCES

Sam Franklin (4 career | 2 in 2023)

Yds	Opponent	Date	Score
259	vs. Missouri State	9/9/23	W, 38-31
157	at Murray State	10/8/22	W, 45-16
139	at Houston Christian	10/29/22	W, 52-28
127	vs. Houston Christian	9/16/23	W, 66-7

100-YARD RECEIVING PERFORMANCES

DeVonte Tanksley (2 career | 1 in 2023)

Yds	Opponent	Date	Score
220	at Murray State	10/8/22	W, 45-16
120	vs. Houston Christian	9/16/23	W, 66-7

DOUBLE-DIGITAL TACKLE PERFORMANCES

Oshae Baker (1 career | 1 in 2023)

Yds	Opponent	Date	Score
10	vs. Missouri State	9/9/23	W, 38-31

Daylan Dotson (2 career | 1 in 2023)

Yds	Opponent	Date	Score
14	vs. Kennesaw State	11/5/22	L, 44-27
10	vs. Missouri State	9/9/23	W, 38-31

Carson Evans (1 career | 1 in 2023)

Yds	Opponent	Date	Score
14	vs. Missouri State	9/9/23	W, 38-31

MULTI-SACK PERFORMANCES

Daylan Dotson (5 career | 1 in 2023)

Tot	Opponent	Date	Score
2.0	at Boise State	9/17/22	L, 30-7
2.0	at Houston Christian	10/29/22	W, 52-28
1.5	vs. Lindenwood	9/24/22	W, 56-26
1.5	vs. Tennessee State	11/6/21	W, 41-20
1.5	vs. Houston Christian	9/16/23	W, 66-7

NATIONAL POLLS

AFCA FCS COACHES POLL

TEAM (FIRST-PLACE VOTES)	RECORD	PTS
1. South Dakota State (26)	3-0	650
2. North Dakota State	3-0	624
3. Montana State	2-1	580
4. Sacramento State	3-0	556
5. William & Mary	3-0	549
6. Holy Cross	2-1	531
7. Furman	2-1	449
8. Weber State	2-1	435
9. UIW	2-1	421
10. Idaho	2-1	375
11. Montana	3-0	353
12. New Hampshire	2-1	349
13. Southern Illinois	3-0	331
14. North Dakota	2-1	296
15. UC Davis	2-1	275
16. Delaware	2-1	222
17. Samford	1-2	212
18. Rhode Island	2-1	211
19. North Carolina Central	2-1	159
20. Southeast Missouri	1-2	153
21. Mercer	2-1	150
22. Fordham	2-1	133
23. Florida A&M	2-1	121
24. Youngstown State	2-1	98
25. Harvard	1-0	42

Others (Big South-OVC Only): None



STATS PERFORM FCS POLL

TEAM (FIRST-PLACE VOTES)	RECORD	PTS
1. South Dakota State (52)	2-1	1,396
2. North Dakota State (3)	3-0	1,339
3. Montana State	2-1	1,273
4. Sacramento State (1)	3-0	1,175
5. William & Mary	3-0	1,156
6. Holy Cross	2-1	1,090
7. Idaho	2-1	1,081
8. Furman	2-1	991
9. UIW	2-1	903
10. Weber State	2-1	861
11. New Hampshire	2-1	841
12. Southern Illinois	3-0	831
13. Montana	3-0	732
14. North Dakota	2-1	609
15. UC Davis	2-1	583
16. Southeast Missouri State	1-2	508
17. Rhode Island	2-1	357
18. North Carolina Central	2-1	341
19. Delaware	2-1	333
20. Samford	1-2	280
21. Mercer	2-1	270
22. Florida A&M	2-1	239
23. Western Carolina	2-1	217
24. Youngstown State	2-1	158
25. Villanova	2-1	119

Others (Big South-OVC Only): UT Martin (96), Tennessee State (11), Gardner-Webb (8), Eastern Illinois (4)

QUICK HITS

NEW QB1

» When the Skyhawks hit the grass at Sanford Stadium, they will be led by graduate transfer **Kinkead Dent** (Ole Miss) at quarterback. Dent spent four seasons at Ole Miss where he saw action in 13 contests in 2022 - primarily as the team's holder on special teams. This marks the third consecutive season in which the Skyhawks are replacing a former All-OVC quarterback in the pocket.

PROTECT THE POCKET

» With a pair of returning All-OVC performers on the offensive line, the Skyhawks are looking to pick up where they left off last season after ranking sixth nationally with 10 sacks allowed.

FATHER AND SON COACHING DUO

» While there are family ties all throughout college football, UT Martin has formed a family reunion with a father and son coaching combination. Entering his first season as the team's assistant head coach and safeties coach, **Jerry Partridge** is the father of second-year pass-game coordinator **Travis Partridge**. The tandem's ties go beyond their current coaching ranks as Travis played quarterback (2009-13) for his father Jerry while he was the head coach at Missouri Western State (1997-2016).

SKYHAWKS IN NATIONAL POLLS

» UT Martin spent the majority of the 2022 campaign ranked in both national polls on the way to its second consecutive OVC championship and an undefeated league slate.

Weekly Rankings

- PreseasonAFCA Coaches': 15 Stats Perform: 18
- Sept. 5 AFCA Coaches': 14 Stats Perform: 15
- Sept. 12 AFCA Coaches': 18 Stats Perform: 16
- Sept. 19 AFCA Coaches': 19 Stats Perform: 18
- Sept. 26 AFCA Coaches': 17 Stats Perform: 15
- Oct. 3 AFCA Coaches': 14 Stats Perform: 18
- Oct. 10 AFCA Coaches': 14 Stats Perform: 19
- Oct. 17 AFCA Coaches': 14 Stats Perform: 18
- Oct. 24 AFCA Coaches': 18 Stats Perform: 21
- Oct. 31 AFCA Coaches': 15 Stats Perform: 21
- Nov. 14 AFCA Coaches': RV Stats Perform: 25
- Nov. 21 AFCA Coaches': RV Stats Perform: 25

ROLLING INTO THE DOG POUND

» In a battle of team mascots, the Skyhawks play three Bulldog teams this season season with matchups against the Georgia Bulldogs (Sept. 2), Gardner-Webb Runnin' Bulldogs (Oct. 28) and Samford Bulldogs (Nov. 18).

SKYHAWKS VS FBS

» UT Martin has been no stranger to playing competition from the Football Bowl Subdivision (FBS) over the years. The Skyhawks have played 28 different FBS games since 2006, including a stretch from 2011-16 in which UT Martin played at least two FBS games per year. The Skyhawks are 1-27 in games against FBS opponents under the direction of head coach Jason Simpson.

Year	Opponent	Result
2023	No. 1 Georgia	L, 48-7
2022	No. 3 Tennessee	L, 65-24
	Boise State	L, 30-7
2021	Western Kentucky	L, 59-21
2019	Florida	L, 45-0
	Kentucky	L, 50-7
2018	Missouri	L, 51-14
	Middle Tennessee	L, 61-37
2017	Ole Miss	L, 45-23
2016	Cincinnati	L, 28-7
	Hawai'i	L, 41-36
	Georgia State	L, 31-6
2015	No. 15 Ole Miss	L, 76-3
	Arkansas	L, 63-28
2014	Kentucky	L, 59-14
	No. 1 Mississippi State	L, 45-16
2013	Boise State	L, 63-14
	Memphis	L, 21-6
2012	Memphis	W, 20-17
	Northern Illinois	L, 35-7
2011	Mississippi State	L, 55-17
	South Alabama	L, 33-30
2010	Tennessee	L, 50-0
2009	Memphis	L, 41-14
2008	No. 19 South Florida	L, 56-7
	Auburn	L, 37-20
2007	Southern Miss	L, 35-13
2006	Ohio	L, 29-3

PLAYING AGAINST THE SEC

» UT Martin has been no stranger to member of the Southeastern Conference over the past 15 years. With Saturday's matchup, the Skyhawks will be playing their ninth SEC opponent since 2008 after also playing at Arkansas (2015), Auburn (2008), Florida (2019), Kentucky (2014 and 2019), Mississippi State (2011 and 2014), Missouri (2018), Ole Miss (2015 and 2017) and Tennessee (2010 and 2022). The Skyhawks are 0-12 against members of the SEC.

SGT. YORK TROPHY SERIES

» After sweeping the season series against Tennessee State and Tennessee Tech, UT Martin won its fifth consecutive and 10th overall Sgt. York Trophy in series history.

» UT Martin has won or shared the Sgt. York Trophy 10 times including in 2010, 2012, 2014, 2015, 2016, 2018, 2019, 2020, 2021 and 2022. The Skyhawks hold a 35-13 all-time record in the series - the best mark of the three Tennessee OVC schools (Tennessee State, Tennessee Tech and UT Martin).

BATTLE FOR THE VOLUNTEER STATE

Football has been a storied part of the state of Tennessee's history for decades. Dating back to the 2010 season, UT Martin ranks second in the state - including all Division I universities - in winning percentage at 55.8 percent. The Skyhawks are 23-8 against in-state foes since 2014.

	2023	2022	2021	2020	2019	2018	2017	2016	2015	2014	2013	2012	2011	2010	Total (%)
Chattanooga	2-1	7-4	6-5	3-2	6-6	6-5	3-8	9-4	9-4	10-4	8-4	6-5	5-6	5-6	85-64 (57.0)
UT Martin	2-1	7-4	10-3	3-4	7-5	2-9	6-5	7-5	7-4	5-6	7-5	8-3	5-7	6-5	82-65 (55.8)
Memphis	3-0	7-6	6-6	8-3	12-2	8-6	10-3	8-5	9-4	10-3	3-9	4-8	2-10	1-11	91-76 (54.5)
Tennessee	2-1	11-2	7-6	3-7	8-5	5-7	4-8	9-4	9-4	7-6	5-7	5-7	6-7	7-5	88-76 (53.7)
Middle Tennessee	1-2	8-5	7-6	3-6	4-8	8-6	7-6	8-5	7-6	6-6	8-5	8-4	2-10	6-7	83-82 (50.3)
ETSU	1-2	3-8	11-2	4-2	3-9	8-4	4-7	5-6	2-9	0-0	0-0	0-0	0-0	0-0	41-49 (45.6)
Tennessee State	2-1	4-7	5-6	2-5	3-9	4-5	6-5	7-4	4-6	5-6	10-3	8-3	5-6	3-8	68-74 (47.9)
Vanderbilt	2-2	5-7	2-10	0-9	3-9	6-7	5-7	6-7	4-8	3-9	9-4	9-4	6-7	2-10	62-100 (38.3)
Tennessee Tech	0-3	4-7	3-8	2-5	6-6	1-10	1-11	5-6	4-7	5-7	5-7	3-8	7-4	5-6	51-95 (34.9)
Austin Peay	1-2	7-4	6-5	4-5	11-4	5-6	8-4	0-11	0-11	1-11	0-12	2-9	3-8	2-9	50-101 (33.1)

QUICK HITS



DAYLAN DOTSON NAMED TO 2024 REESE'S SENIOR BOWL WATCH LIST

» Standout defensive end **Daylan Dotson** has been named to the prestigious 2024 Reese's Senior Bowl Watch List. The Reese's Senior Bowl is the nation's most prestigious college all-star game and it annually serves as the first step in the NFL Draft Process. He is one of only 50 FCS players named to the list while ranking as one of three members from the Big South-OVC Football Association – joining Gardner-Webb's Ty French and Southeast Missouri's Ryan Flournoy.

11 SKYHAWKS EARN SPOT ON PHIL STEELE PRESEASON ALL-CONFERENCE LIST

» A total of 11 UT Martin football players garnered spots on the annual Phil Steele Preseason All- Big South-OVC teams. UT Martin garnered six players on the first team led by **DeVonte Tanksley** (wide receiver), **DJ Nelson** (tight end), **Lamar Morgan** (offensive line), **Gavin Olson** (offensive line), **Daylan Dotson** (defensive end) and **Oshae Baker** (all-purpose). The second team was comprised of **Sam Franklin** (running back) and **Baker** (cornerback) while **Jay Rogers** (defensive tackle) and **Baker** (punt returner) were added to the third team. Rounding out the list was **Giovanni Davis** (defensive tackle), **Tevin Shipp** (linebacker) and **Carson Evans** (rover) on the fourth list.

SIX SKYHAWKS NAMED BIG SOUTH-OVC PRESEASON PLAYERS TO WATCH LIST

» Six Skyhawk were named to the inaugural Big South-OVC Football Association Preseason Player to Watch List. The Skyhawk group includes five players on offense and one on defense running back **Sam Franklin**, wide receiver **DeVonte Tanksley**, tight end **DJ Nelson**, offensive lineman **Gavin Olson**, offensive lineman **Lamar Morgan** and defensive end **Daylan Dotson** making the list.

DOTSON AND OLSON NAMED PRESEASON ALL-AMERICANS BY STATS PERFORM

» The Skyhawk pair of offensive lineman **Gavin Olson** and defensive end **Daylan Dotson** were named to the Stats Perform FCS Preseason All-American teams. Dotson was tabbed to the second team while Olson garnered third team honors.

PHIL STEELE TABS DOTSON, NELSON AND OLSON AS FCS PRESEASON ALL-AMERICANS

» In a release of its annual preseason predictions, Phil Steele has tabbed standout defensive end Daylan Dotson (first team), tight end DJ Nelson (fourth team) and offensive tackle Gavin Olson (fourth team) to its FCS Preseason All-American teams.

EIGHT SKYHAWKS NAMED TO BLUEBLOODS PRESEASON ALL-CONFERENCE TEAM

» The two-time defending OVC league champions were well represented on The Bluebloods 2023 Preseason All-Conference Team as eight Skyhawks garnered preseason honors. The group of **Sam Franklin** (running back), **DeVonte Tanksley** (wide receiver), **DJ Nelson** (tight end), **Gavin Olson** (offensive line), **Lamar Morgan** (offensive line), **Daylan Dotson** (defensive end), **Jay Rogers** (defensive tackle) and **Oshae Baker** (cornerback) highlighted the squad.

DOTSON FLOODS THE BACKFIELD

» Junior defensive end **Daylan Dotson** made life hard for opposing offenses last season. Dotson paced the OVC in both tackles for loss (14.5) and sacks (9.5). He was also named both FCS National Defensive Player of the Week and OVC Defensive Player of the Week after registering 2.0 sacks (one solo, two assists), two forced fumbles, two fumble recoveries and a defensive touchdown against Houston Christian.

RECORD-SETTING TURNOVER JACKPOT

» The Skyhawk defense hit the jackpot in a win against Houston Christian last season by recording seven turnovers - including four fumble recoveries and three interceptions. The team's seven forced turnovers tied the program's Division I single-game record along with another seven-turnover outing against Eastern Illinois back in 2004. Additionally, the Skyhawks tallied five forced fumbles which set a new program single-game, surpassing the previous mark of four set against Lambuth back in 2010.

TANKSLEY BREAKS DIVISION I RECEIVING RECORD

» Junior **DeVonte Tanksley** set a new program Division I record last year by becoming the first player in the team's 31-year history to eclipse 200 receiving yards in the team's win over Murray State. Tanksley hauled in nine catches for 220 yards, becoming just the second player in UT Martin's all-time history to eclipse 200 yards by joining William Mackall who tallied 283 against Troy in 1988 during the team's Division II Era.

SKYHAWKS IN THE NATIONAL RANKINGS

» The Skyhawks finished last season ranked in the top-25 nationally in 16 categories including blocked punts (first), blocked punts allowed (first), turnovers gained (second), defensive touchdowns (third), passes intercepted (third), turnover margin (fourth), sacks allowed (sixth), fumbles recovered (11th), tackles for loss (16th), passing offense (17th), total offense (17th), team sacks (18th), scoring offense (19th), net punting (21st), fumbles lost (22nd) and rushing defense (25th).

SEASON 94

» The 2023 campaign is UT Martin's 94th season of football despite suspending play during Great Depression (1933) and World War II (1942-45). The Skyhawks are in their 31st season at the NCAA Division I FCS level. UT Martin joined the NCAA Division I ranks in 1992 and have compiled an overall record of 143-207 with two Ohio Valley Conference titles (2006 and 2021) and one NCAA Playoff appearance (2006 and 2021) as a Division-I program.

HONORS AND AWARDS

OSHA BAKER (DB)

Phil Steele Preseason Big South-OVC Team
The Bluebloods Preseason Big South-OVC Team
HERO Sports Top-25 Returning FCS Safety (#25)

GIOVANNI DAVIS (DT)

Phil Steele Preseason Big South-OVC Team

DAYLAN DOTSON (DE)

Buck Buchanan Award Preseason Watch List
Stats Perform FCS Preseason All-American
Phil Steele FCS Preseason All-American
The Bluebloods FCS Preseason All-American
Big South-OVC Preseason Player to Watch
Phil Steele Preseason Big South-OVC Team
The Bluebloods Preseason Big South-OVC Team
HERO Sports Top-25 Returning FCS DL (#13)
2024 Shrine Bowl Watch List

CARSON EVANS (S)

Phil Steele Preseason Big South-OVC Team

SAM FRANKLIN (RB)

Big South-OVC Offensive Player of the Week (9/11)
CFPA FCS National Performer of the Week HM (9/10)
Big South-OVC Preseason Player to Watch
The Bluebloods Preseason Big South-OVC Team
Phil Steele Preseason Big South-OVC Team
HERO Sports Top-25 Returning FCS RB (#20)

LAMAR MORGAN (OL)

Big South-OVC Preseason Player to Watch
Phil Steele Preseason Big South-OVC Team
The Bluebloods Preseason Big South-OVC Team

DJ NELSON (TE)

Phil Steele FCS Preseason All-American
Big South-OVC Preseason Player to Watch
The Bluebloods Preseason Big South-OVC Team
HERO Sports Top-25 Returning FCS TE (#10)

GAVIN OLSON (OL)

Phil Steele FCS Preseason All-American
Stats Perform FCS Preseason All-American
Big South-OVC Preseason Player to Watch
Phil Steele Preseason Big South-OVC Team
The Bluebloods Preseason Big South-OVC Team

JAY ROGERS (DT)

Phil Steele Preseason Big South-OVC Team
The Bluebloods Preseason Big South-OVC Team

TEVIN SHIPP (LB)

Phil Steele Preseason Big South-OVC Team
(Fourth Team)

DEVONTE TANKSLEY (WR)

Big South-OVC Preseason Player to Watch
Phil Steele Preseason Big South-OVC Team
The Bluebloods Preseason Big South-OVC Team

ALPHABETICAL ROSTER

No.	Name	Pos.
25	Isaiah Abdullah	LB
29	Kaleb Almo	S
74	Mitchell Appleton	OL
0	Oshae Baker	CB
35	Steven Ballard	LB
66	Adrian Barrett	OL
96	Emmanuel Belgrave	DE
0	Ygenio Booker	WR
43	Jaren Bowling	TE
85	Austin Bray	TE
95	Taylor Burton	NT
12	Cal Camp	QB
97	Toby Camp	DT
38	Grayson Campbell	P
65	Drake Carroll	OL
(24)	Joel Castleberry	CB
3	Jordan Castleberry	RB
60	Branson Conner	OL
9	Marlon Cook, Jr.	WR
15	Glover Cook III	RB
13	Jermaine Cooley	DT
71	Logan Crouch	OL
41	Bryce Dailey	OLB
21	Robert Daniel Jr.	S
8	Giovanni Davis	DT
73	Jabaree Dawkins	OL
8	Kinthead Dent	QB
16	Na'Drian Dizadare	OLB
1	Daylan Dotson	DE
94	Christian Dowell	NT
87	Max Dowling	TE
17	Ge'Mon Eaford	OLB
76	Jason Eaton	OL
84	Jeremiah Edwards	WR
75	Nick Edwards	OL
12	Carson Evans	S
88	Parker Floyd	TE
(37)	Chris Franklin	S
2	Sam Franklin	RB
80	Jaden Gibbs	WR
34	Wyatt Gilbert	S
19	Armar Gordon, Jr.	QB
(40)	Shaun Groves	CB
28	Vincent Guy	CB
61	Greg Gyenis	OL
27	Quincy Hamilton	S
81	Davion Hampton	WR
14	Shawn Hardy II	WR
24	Corey Harris, Jr.	RB
5	Josh Hastings	S
10	Brayden Hawkins	QB
78	Noah Hayes	OL
23	Celeycan Hill	S
7	Chris Hunter, Jr.	LB
70	Chris Hunter III	OL
(23)	Antonio Jackson	S
44	Jarid Johnson	NT
83	Jevon Johnson	WR
67	Ashton Kershner	OL
22	Calvontay Key	CB
40	Hayden King	LS
(44)	Brett Kuczynski	LS
48	Aidan Laros	K
89	Deray Lawrence	WR
7	Narkel LeFlore	RB
86	Robert Lilley-Sneed	WR
19	Jack Lucas	S
50	AJ Marquez	OL
(42)	Jamal Mayers	CB
20	JaMichael McGoy, Jr.	CB
77	Lamar Morgan	OL
(80)	Will Morris	WR
10	Davonte Murray	DE
(88)	Jaden Nash	WR
5	DJ Nelson	TE

NUMERICAL ROSTER

No.	Name	Pos.	Ht.	Wt.	Yr.	Hometown (Previous School)
0	Oshae Baker	CB	5-10	200	Jr.	Sanford, Fla. (Seminole HS)
1	Daylan Dotson	DE	6-3	255	Jr.	Savannah, Ga. (Jenkins HS)
2	Sam Franklin	RB	5-10	200	R-So.	Little Rock, Ark. (Central HS)
3	Jordan Castleberry	RB	5-8	180	R-Jr.	Cleveland, Ohio (Maryland)
4	DeVonte Tanksley	WR	5-10	160	R-Jr.	Belle Glade, Fla. (Catawba CC)
5	Josh Hastings	S	6-1	200	R-So.	Cordova, Tenn. (Memphis)
5	DJ Nelson	TE	6-5	230	R-So.	York, Ala. (Selma HS)
6	Zoe Roberts	WR	5-11	180	Jr.	Perry, Fla. (Taylor County HS)
6	Jay Rogers	DT	6-3	285	R-Sr.	Memphis, Tenn. (Northern Colorado)
7	Chris Hunter, Jr.	LB	6-1	235	R-Jr.	Knoxville, Tenn. (Army Prep)
7	Narkel LeFlore	RB	5-9	170	Jr.	Chicago, Ill. (McKendree)
8	Giovanni Davis	DT	6-3	255	Jr.	Miami Gardens, Fla. (Dr. Krop HS)
8	Kinthead Dent	QB	6-4	210	Gr.	Yazoo City, Miss. (Ole Miss)
9	Marlon Cook, Jr.	WR	6-2	200	Gr.	Malden, Mass. (Shepherd University)
9	Jaylan Sharpe	LB	6-2	230	R-Jr.	Charlotte, NC (Charlotte)
10	Davonte Murray	DE	6-3	260	R-So.	Detroit, Mich. (Notre Dame College)
11	Tevin Shipp	LB	6-2	230	Gr.	Smyrna, Tenn. (Smyrna HS)
11	Kody Sparks	QB	6-5	220	R-So.	Murfreesboro, Tenn. (Bowling Green)
12	Cal Camp	QB	6-3	200	R-Fr.	Madison, Ga. (Morgan County HS)
12	Carson Evans	S	6-1	180	R-Jr.	Memphis, Tenn. (First Assembly Christian)
13	Jermaine Cooley	DT	6-2	255	Sr.	Dublin, Ga. (Dublin HS)
13	Trevonte Rucker	WR	6-1	175	Jr.	Ocala, Fla. (Jackson State)
14	Shawn Hardy II	WR	6-2	190	R-So.	Kingsland, Ga. (Nebraska)
15	Glover Cook III	RB/CB	6-1	180	R-Jr.	Ocala, Fla. (Florida Atlantic)
16*	Na'Drian Dizadare	OLB	6-2	225	Gr.	Shreveport, La. (Oklahoma State)
17	Ge'Mon Eaford	OLB	6-2	230	Gr.	Deerfield Beach, Fla. (Bethune Cookman)
17	Asa Wondeh	WR	6-0	170	Sr.	Vacaville, Calif. (Eastern New Mexico)
18	Ajay Smith	WR	6-4	190	Sr.	Detroit, Mich. (Independence CC)
19	Jack Lucas	S	6-0	175	R-Jr.	Louisville, Ky. (Louisville Male)
20	JaMichael McGoy, Jr.	CB	5-10	170	R-So.	Chattanooga, Tenn. (Boyd-Buchanan HS)
21	Robert Daniel Jr.	S	6-0	200	Gr.	Oak Park, Mich. (Eastern Michigan)
22*	Calvontay Key	CB	6-2	170	Gr.	Belle Glade, Fla. (Alcorn State)
23	Celeycan Hill	S	6-4	165	Jr.	Brandon, Miss. (Holmes CC)
24	Corey Harris, Jr.	RB	6-0	180	Fr.	Lake Wales, Fla. (Lake Wales HS)
24	Airius Trice	S	6-1	170	R-So.	Shelbyville, Tenn. (Bethel)
25	Isaiah Abdullah	LB	6-3	215	R-Jr.	Los Angeles, Calif. (Wyoming)
26	AJ Robinson Jr.	S	5-10	180	R-Fr.	Memphis, Tenn. (Whitehaven HS)
27	Quincy Hamilton	S	6-0	180	Fr.	Martin, Tenn. (Westview HS)
28	Vincent Guy	CB	6-0	180	R-Jr.	Memphis, Tenn. (Whitehaven HS)
29	Kaleb Almo	S	6-0	200	So.	Memphis, Tenn. (PURE Youth Athletics Alliance)
30	Charles Perkins	DT	6-3	285	R-Fr.	Memphis, Tenn. (Memphis Aca. of Health Sciences HS)
31	LaMarion Pierce	CB	6-0	160	R-Fr.	Lewisburg, Tenn. (Marshall County HS)
32	Kobe Okeke	OLB	6-1	225	R-So.	Smyrna, Tenn. (Birmingham Sports Academy)
34	Wyatt Gilbert	S	5-11	180	R-So.	Fairfield, Ill. (Fairfield HS)
35	Steven Ballard	LB	6-1	200	R-So.	Milan, Tenn. (Milan HS)
36	Shamari Weir	LB	6-0	215	R-So.	Fort Lauderdale, Fla. (Coconut Creek HS)
37	Ryan Young	K	6-1	150	R-Fr.	Nashville, Tenn. (Lipscomb Academy)
38	Grayson Campbell	P	5-11	170	R-Fr.	Lebanon, Tenn. (Lebanon HS)
39	Tyler Pugh	S	5-10	175	R-So.	Loganville, Ga. (Grayson HS)
40	Hayden King	LS	5-10	245	Fr.	Charlotte, Tenn. (Creek Wood HS)
41	Bryce Dailey	OLB	6-4	240	R-Fr.	Memphis, Tenn. (Christian Brothers HS)
42	Colton Peoples	LS	6-4	230	So.	Alexandria, Ky. (Notre Dame College)
44	Jarid Johnson	NT	6-2	295	Gr.	Pascagoula, Miss. (Pearl River CC)
45	Christian Stapleton	TE	6-1	220	R-Fr.	Murfreesboro, Tenn. (Middle Tennessee)
48	Aidan Laros	K	6-2	210	R-So.	Cape Town, South Africa (Charlotte)
55	Vance Van Every	OL	6-2	290	Jr.	Hernando, Miss. (Ohio)
61	Greg Gyenis	OL	6-3	320	R-So.	Tampa, Fla. (Jesuit HS)
62	Josiah Tingley	OL	6-2	295	R-So.	Cordova, Tenn. (Evangelical Christian HS)
65	Drake Carroll	OL	6-2	300	Gr.	Alexandria, La. (East Central CC)
68	Garrett Smith	OL	6-3	290	R-Fr.	Portland, Tenn. (Portland HS)
71	Logan Crouch	OL	6-6	310	R-Fr.	Tullahoma, Tenn. (Tullahoma HS)
72	Zion Rucker	OL	6-4	250	R-So.	Smyrna, Tenn. (Smyrna HS)
73	Jabaree Dawkins	OL	6-4	280	Jr.	Eustis, Fla. (Garden City CC)
74	Mitchell Appleton	OL	6-5	300	Jr.	De Soto, Mo. (De Soto HS)
75	Nick Edwards	OL	6-5	320	R-So.	Clarksville, Tenn. (Tennessee)
76	Jason Eaton	OL	6-8	320	R-So.	Clarksville, Tenn. (Eastern Michigan)
77	Lamar Morgan	OL	6-5	320	Sr.	Detroit, Mich. (East Central CC)
78	Noah Hayes	OL	6-5	310	Gr.	Oxon Hill, Md. (Arkansas Pine Bluff)
79	Gavin Olson	OL	6-4	305	Sr.	Memphis, Tenn. (Memphis Harding Academy)
80	Jaden Gibbs	WR	6-4	190	R-Jr.	Knoxville, Tenn. (Farragut HS)
81	Davion Hampton	WR	6-1	175	Fr.	Marietta, Ga. (Kell HS)
84	Jeremiah Edwards	WR	5-10	145	R-Jr.	Nashville, Tenn. (Chattanooga)
85	Austin Bray	TE	6-6	250	So.	Venice, Fla. (Venice HS)
87	Max Dowling	TE	6-6	240	R-Fr.	Buffalo, NY (Kansas)
88	Parker Floyd	TE	6-5	250	R-Sr.	Gatesville, Texas (Incarnate Word)

NUMERICAL ROSTER

No.	Name	Pos.	Ht.	Wt.	Yr.	Hometown (Previous School)
89	Deray Lawrence	WR	5-7	130	Gr.	Germantown, Tenn. (Germantown HS)
91	Tyson Strickland	NT	6-2	280	R-So.	Cordova, Tenn. (Tennessee Valley Prep)
94	Christian Dowell	NT	6-2	300	Jr.	Memphis, Tenn. (Christian Brothers HS)
95	Taylor Burton	NT	6-2	270	Fr.	Memphis, Tenn. (Whitehaven HS)
96	Emmanuel Belgrave	DE	6-3	275	R-Jr.	Miami, Fla. (Pitt)
97	Toby Camp	DT	6-3	275	R-So.	Attalla, Ala. (Etowah HS)
Not Currently Active/Injured						
0	Ygenio Booker	WR	5-11	205	Gr.	Brooksville, Fla. (Tulane)
2	Michael Pleas, Jr.	OLB	6-3	230	Jr.	Tallahassee, Fla. (Jackson State)
10	Brayden Hawkins	QB	6-3	210	R-Sr.	Charlotte, NC (Ferrum College)
18*	Jacob Stevenson	S	5-11	175	Jr.	Gulfport, Miss. (Coahoma CC)
19	Armar Gordon, Jr.	QB	6-0	170	Fr.	Perry, Ga. (Perry HS)
23	Antonio Jackson	S	6-1	185	R-So.	Bessemer, Ala. (Hueytown HS)
24	Joel Castleberry	CB	6-0	170	Fr.	Cleveland, Ohio (St. Edward HS)
27	Terayon Sweet	RB	5-11	200	R-So.	San Bernardino, Calif. (Winner Circle Athletics Prep)
37	Chris Franklin	S	5-11	190	Fr.	Little Rock, Ark. (Parkview HS)
38	Cam Robertson	S	6-1	190	R-Fr.	Memphis, Tenn. (Whitehaven HS)
40	Shaun Groves	CB	6-0	145	Fr.	Cross Plains, Tenn. (East Robertson HS)
40	Jamal Mayers	CB	5-10	150	Fr.	Madison, Ala. (James Clemens HS)
43	Jaren Bowling	TE	6-4	220	Fr.	Carmel, Ind. (Brebeuf Jesuit HS)
44	Brett Kuczynski	LS	6-0	235	R-So.	Lombard, Ill. (Louisville)
45	Adarion Patton	S	6-3	180	Fr.	Knoxville, Tenn. (Bearden HS)
46	Hayden Smith	LB	6-1	205	Fr.	Martin, Tenn. (Westview HS)
47	Stefan Ponder	LB	6-0	210	Fr.	Nashville, Tenn. (Father Ryan HS)
48	Ansley Ware	LB	6-0	225	Fr.	Gallatin, Tenn. (Pope John Paul II HS)
49	Erin Parker	TE	6-3	250	R-So.	Memphis, Tenn. (Memphis Central HS)
49	Andy Westbrook	K/P	6-2	175	Fr.	Milan, Tenn. (Milan HS)
50	AJ Marquez	OL	6-6	285	R-So.	Port Charlotte, Fla. (Port Charlotte HS)
60*	Branson Conner	OL	6-7	310	R-Fr.	Memphis, Tenn. (Whitehaven HS)
66	Adrian Barrett	OL	6-4	350	R-Jr.	Bartow, Fla. (Independence CC)
67	Ashton Kershner	OL	6-6	290	Fr.	Martin, Tenn. (Westview HS)
70	Chris Hunter III	OL	6-5	250	Fr.	Knoxville, Tenn. (Karns HS)
80	Will Morris	WR	6-0	180	R-So.	Butler, Ala. (East Mississippi CC)
82	Keenan Speer-Johnson	WR	6-3	180	R-Fr.	Beaverton, Ore. (Nevada)
83	Jevon Johnson	WR	6-1	170	R-Fr.	Kennesaw, Ga. (Mississippi Prep)
86	Robert Lilley-Sneed	WR	5-9	170	R-Jr.	Nashville, Tenn. (Orange Coast College)
88	Jaden Nash	WR	5-9	185	R-So.	Jacksonville, Ark. (Ouachita Baptist)
93	Broderick Tommie, Jr.	NT	6-3	300	Fr.	Marietta, Ga. (Marietta HS)
98	Alex Nolen	K/P	5-10	165	Fr.	Alamo, Tenn. (Crockett County HS)
99	Jarel Savage	DE	6-3	235	R-Fr.	Memphis, Tenn. (Cordova HS)
99	Cason Totten	K	5-6	145	Fr.	Martin, Tenn. (Westview HS)
* injured						

ALPHABETICAL ROSTER

No.	Name	Pos.
[98]	Alex Nolen	K/P
32	Kobe Okeke	JACK
79	Gavin Olson	OL
[49]	Erin Parker	TE
[45]	Adarion Patton	S
42	Colton Peoples	LS
30	Charles Perkins	DT
31	LaMarion Pierce	CB
[2]	Michael Pleas, Jr.	JACK
[47]	Stefan Ponder	LB
[27]	Tyler Pugh	S
6	Zoe Roberts	WR
[38]	Cam Robertson	S
26	AJ Robinson Jr.	S
6	Jay Rogers	DT
13	Trevonte Rucker	WR
72	Zion Rucker	OL
[99]	Jarel Savage	DE
9	Jaylon Sharpe	LB
11	Tevin Shipp	LB
18	Ajay Smith	WR
68	Garrett Smith	OL
46	Hayden Smith	LB
11	Kody Sparks	QB
82	Keenan Speer-Johnson	WR
45	Christian Stapleton	TE
[18]	Jacob Stevenson	S
91	Tyson Strickland	NT
[27]	Terayon Sweet	RB
4	DeVonte Tanksley	WR
62	Josiah Tingley	OL
93	Broderick Tommie, Jr.	NT
[99]	Cason Totten	K
24	Airius Trice	S
55	Vance Van Every	OL
[48]	Ansley Ware	LB
36	Shamari Weir	LB
[49]	Andy Westbrook	K/P
17	Asa Wondeh	WR
37	Ryan Young	K

FOOTBALL STAFF

Coaching Staff

Head Coach: Jason Simpson (Southern Miss, 1995)	18th season
Offensive Coordinator/Offensive Line: Kevin Bannon (UT Martin, 2009)	12th season
Defensive Coordinator/Linebackers: Brandon Butcher (Coastal Carolina, 2014)	Fourth season
Asst. Head Coach/Safeties: Jerry Partridge (Missouri Western State, 1986)	First season
Pass-Game Coordinator/Quarterbacks: Travis Partridge, (Missouri Western State, 2013)	Second season
Special Teams Coordinator/Outside Linebackers: TJ Jefferson (UT Martin, 2019)	Third season
Cornerbacks: Antonio Clifton (UT Martin, 2019)	Second season
Defensive Line: Devin Santana (Alabama State, 2020)	First season
Wide Receivers: Mason Petrino (Idaho, 2019)	First season
Running Backs: JaVaughn Craig (Austin Peay, 2020)	First season
Offensive Line Assistant: Mike Hudson (UTSA, 1994)	First season
Offensive Graduate Assistant/Tight Ends: TJ Minnifee (UT Martin, 2021)	Second season
Defensive Graduate Assistant: Brayden DeVault-Smith (Samford, 2022)	First season

Support Staff

Director of Operations: Chris Bell
Football Operations Graduate Assistant: Parker Kendall
Head Coach for Strength & Conditioning: Tyson Gale
Assistant Strength & Conditioning: Bradley Jennings
Assistant Strength & Conditioning: Tony Lester
Equipment Manager: Peyton Dailey
Offensive Analyst/Video Coordinator: Matthew Krawczyk
Offensive Student Assistant/Asst. Recruiting Coordinator: Lenon James
Defensive Student Assistant/Quarterbacks Assistant: Hunter Kendall
Offensive Student Assistant/Quarterbacks Assistant: Seth Edwards

PRONUNCIATION GUIDE

Isaiah Abdullah (Ab-dual-uh)
Kaleb Almo (Al-mo)
Oshae Baker (Oh-shay)
Ygenio Booker (Ee-gene-ee-o)
Giovanni Davis (Gee-oh-vhon-ee)
Na'Drian Dizadare (Ney-dree-an Diz-uh-dare)
Daylan Dotson (Day-len)
Ge'Mon Eaford (G-mon Ee-ford)
Jaden Gibbs (Jay-den)
Greg Gyenis (Guy-enn-iss)
Celeycan Hill (Suh-lay-kin)
Brett Kuczynski (Kuh-gin-ski)
Aidan Laros (Luh-ROSS)
Kobe Okeke (O-key-key)
Adarion Patton (Uh-dare-ee-on)
LaMarion Pierce (Luhh-mar-ee-on)
Michael Pleas, Jr. (Plez)
Tyler Pugh (Pew)
Zoe Roberts (Zo)
Trevonte Rucker (Tray-von-tay)
Josiah Tingley (Ting-lee)
Airius Trice (Air-ee-us Tri-sss)
Shamari Weir (Shuh-mar-ee Wear)
Asa Wondeh (Ay-suh Won-day)



BY THE NUMBERS

- **Overall:** 109-85 (.561)
- **OVC Play:** 82-47 (.636) | **Non-OVC:** 24-36 (.400)
- **Home:** 63-26 | **Away:** 45-62
- **Conference Championships:** Three (2006, 2021, 2022)
- **Postseason:** Two (2006, 2021)



SIMPSON AT A GLANCE

Simpson's **109** wins lead all active head coaches in the OVC and marks the most wins in UT Martin history

109

18

In his **18th** season at the helm of the Skyhawks, Jason Simpson is the longest tenured head coach in the OVC

Jason Simpson's 108 career victories rank **fourth** in OVC history

4TH



GET TO KNOW SIMPSON

EDUCATION

- Undergraduate: Southern Miss, 1994

PLAYING CAREER HIGHLIGHTS

- Mississippi State - Football (1990-92)
- Southern Miss - Baseball (1992-94)
- 1993 All-Metro second team selection

CAREER HISTORY

UT MARTIN (2006-PRESENT)

- Head Coach
- 109-85 in 18 seasons
- Won Sgt. York Trophy (10, 12, 14, 15, 16, 18, 19, 20, 21)
- Finished in the top half of the league 12 times
- Posted three runner-up finishes
- OVC Championship (2006, 2021, 2022)
- OVC Roy Kidd Coach of the Year (2006, 2021)
- AFCA Region 3 Coach of the Year (2006)

CHATTANOOGA (2003-05)

- Offensive Coordinator

TEXAS STATE (2000-03)

- Quarterback Coach

BLINN JUNIOR COLLEGE (2000)

- Quarterback Coach / Wide Receivers Coach

JACKSONVILLE STATE (1997-99)

- Quarterback Coach

DELTA STATE (1995)

- Defensive Graduate Assistant

CHAMPIONSHIPS

OVC CHAMPIONSHIPS

- 2006, 2021, 2022

COACHING HONORS

- OVC Coach of the Year (2006, 2021)
- Eddie Robinson FCS Coach of the Year Finalist (2006, 2012, 2016, 2021)
- AFCA Region 3 Coach of the Year (2006)



HEAD COACH JASON SIMPSON



YEAR-BY-YEAR HEAD COACHING RECORD

YEAR	OVERALL	CONFERENCE	FINISH	H	A	POSTSEASON
2006*	9-3 .750	6-1 .857	1st	4-1	5-2	FCS Playoffs
2007	4-7 .363	4-4 .500	6th	3-2	1-5	-
2008	8-4 .667	6-2 .750	2nd	4-2	4-2	-
2009	5-6 .454	4-4 .500	4th	4-1	1-5	-
2010	6-5 .545	5-3 .625	4th	4-1	2-4	-
2011	5-6 .454	4-4 .500	5th	4-1	1-5	-
2012	8-3 .727	6-2 .750	2nd	4-1	4-2	-
2013	7-5 .583	5-3 .625	3rd	2-3	5-2	-
2014	6-6 .500	5-3 .625	3rd	3-2	2-4	-
2015	7-4 .636	6-2 .750	3rd	3-2	4-2	-
2016	7-5 .583	6-2 .750	2nd	5-0	2-5	-
2017	6-5 .545	4-4 .500	4th	3-2	3-3	-
2018	2-9 .181	2-6 .250	8th	2-3	0-7	-
2019	7-5 .583	6-2 .750	3rd	5-2	2-5	-
20-21	3-4 .428	3-4 .428	5th	2-2	1-2	-
2021*	10-2 .833	5-1 .833	1st	5-0	5-2	FCS Playoffs (2nd Round)
2022*	7-4 .600	5-0 1.000	-	3-1	3-2	-
2023	2-1 .667	0-0 .000	-	2-0	0-1	-
Total	109-85 .561	82-47 .636	-	64-26	45-60	

The longest tenured head football coach in the Ohio Valley Conference is Jason Simpson, who has transformed the University of Tennessee at Martin program into one of the winningest teams in the OVC since his first season in 2006.

In 18 years, Simpson has led UT Martin to an 107-85 record (.559 winning percentage) and an 82-47 mark against OVC opponents (.636 winning percentage). That comes after the program had won 20 OVC games in its first 14 seasons in the league. He also has presided over 147 All-OVC players after the program tallied 33 such players in its first 15 seasons in the OVC.

Simpson's 107 career victories rank fourth in OVC history while his 82 conference wins sits in third place.

Four of the program's eight 8-win seasons have come under Simpson, including all four at the Football Championship Subdivision level. He is responsible for the program's only OVC championship teams in 2006, 2021 and 2022. The 2006 team ended the season ranked No. 13 nationally with a 9-3 record while the 2021 team won the playoff game in the Division I Era while finishing the campaign ranked No. 12 nationally with a 10-3 overall mark. The Skyhawks completed back-to-back league titles with a 2022 championship after going 7-4 overall while posting the program's first unbeaten conference slate with a 5-0 record.

Simpson is a four-time finalist for the Eddie Robinson FCS Coach of the Year Award in 2006, 2012, 2016 and 2021 while finishing fourth overall in 2006. He is also a two-time recipient of the OVC's Roy Kidd Coach of the Year award in 2006 and 2021 while being named the American Football Coaches Association Region 3 Coach of the Year in 2006, his debut season at UT Martin.

A total of 34 Skyhawks have been named an All-American under Simpson. A collection of those players include Alex Atkins (2006), Tony Bell (2013, 2014), Josh Bey (2009), Jessie Burton (2006), Jeremy Butler (2013), Don Chapman (2006), Daylan Dotson (2022), CJ Estelle (2011), John H. Ford II (2022), Joe Gibbs (2009), Matthan Hatchie (2021, 2022), Montori Hughes (2012), Ben Johnson (2013), Dontrell Miller (2008), Brock Powers (2022), Quentin Sims (2012), Ray Williams (2008), Rodney Williams II (2020), Terry Williams (2019) and Josh Yarbrough (2007).

Simpson has also overseen the development of six major award winners, 58 All-OVC first team honorees, 69 second team selections and 20 OVC All-Newcomer picks. The Skyhawks have had two OVC Offensive Players of the Year in Don Chapman (2006) and Keon Howard (2021) and one OVC Defensive Player of the Year with John H. Ford II (2022). They have also boasted three OVC Freshmen of the Year honorees in Don Chapman (2004), John Bachus III (2019) and Sam Franklin (2022).

Two Skyhawks have been drafted during the Simpson Era with wide receiver Colton Dowell (2023) and defensive tackle Montori Hughes (2012) hearing their names called on the final day of their respective drafts. Hughes was taken in the fifth round (139th pick) of the 2012 NFL Draft by the Indianapolis Colts while Dowell was selected in the seventh round (228th pick) in 2023 by the Tennessee Titans. Since 2011, Gibbs (St. Louis Rams, Green Bay Packers), Sims (Atlanta Falcons, New England Patriots), Derek Carr (New York Giants), Johnson (Kansas City Chiefs), Butler (Baltimore Ravens), DJ Roberts (Baltimore Ravens), Abou Toure (Indianapolis Colts), Charles Sweeton (Kansas City Chiefs), Bell (Tennessee Titans), Corey Jordan (Jacksonville Jaguars), Caylon Weathers (Chicago Bears), Brett Thompson (Pittsburgh Steelers), Joe Este (Tennessee Titans), Jaylon Moore (Baltimore Ravens), Donnell Williams (Tennessee Titans and Washington Commanders), Rodney Williams II (Denver Broncos), Dowell (Tennessee Titans) and Dresser Winn (Los Angeles Rams) have all received opportunities with NFL teams.

Simpson also coached Chapman for two seasons, who became just the 14th Division-I player to rush for 1,000 yards in four consecutive seasons. He was named the program's first-ever OVC Offensive Player of the Year in 2006.

The Skyhawks have won or shared the Sgt. Alvin C. York Trophy - which was established in 2007 and is given annually to the best of the four OVC teams located in Tennessee - 10 times. The Skyhawks won the trophy in 2010 and shared it in 2012, 2018, 2019 and 2020 while claiming the trophy outright in 2014, 2015, 2016, 2021 and 2022. UT Martin owns a 34-13 all-time record in the Sgt. York Trophy series, which is the best mark out of the four OVC schools.

Prior to accepting his first head coaching job at UT Martin, Simpson was the offensive coordinator at the University of Tennessee at Chattanooga. He was instrumental in the resurgence of the UTC football program. In 2005, Chattanooga posted a 6-5 campaign, the school's first winning season since 1997.

Before Chattanooga, Simpson coached at Texas State University, a member of the Southland Football League. He coached quarterbacks, receivers and served as the team's recruiting coordinator. In 2000, Texas State posted a 7-4 record, the school's first winning season in 10 years.

Simpson served as an assistant coach from 1997-1999 at Jacksonville State University. He coached quarterbacks and was the team's passing game coordinator. He also coached receivers and served as an assistant special teams coordinator. He was a member of the Jacksonville State staff responsible for the third best turnaround in Division I football for the 1997 and 1998 seasons.

An Ellisville, Miss. native, Simpson signed as a quarterback with Mississippi State and played for two seasons for the Bulldogs. He also played baseball for Ron Polk at Mississippi State before transferring to Southern Miss in 1992. At Southern Miss, Simpson was a two-time all-conference selection in baseball and was team captain his senior season.

After earning a bachelor's degree in 1994 from Southern Miss, he spent the next year as a graduate assistant football coach at Delta State, where he coached defensive backs. In the spring of 1995, Simpson served as an assistant football and head baseball coach at Collins High School in Mississippi.

Simpson and his wife, the former Julie Wilkerson, have two sons and a daughter: Ty, Emma and Graham. The family lives in Martin and attends First Baptist Church.

SKYHAWK ASSISTANT COACHES



KEVIN BANNON
Offensive Coordinator
Offensive Line
12th Year



BRANDON BUTCHER
Defensive Coordinator
Linebackers
Fourth Year



JERRY PARTIDGE
Assistant Head Coach
Safeties
First Year



TRAVIS PARTIDGE
Pass-Game Coordinator
Quarterbacks
Second Year



ANTONIO CLIFTON
Cornerbacks
Fifth Year



DEVIN SANTANA
Defensive Line
First Year



TJ JEFFERSON
Outside Linebackers
Special Teams Assistant
Third Year



MASON PETRINO
Wide Receivers
First Year



JAVAUGHN CRAIG
Running Backs
First Year



MIKE HUDSON
Offensive Line Assistant
First Year



TJ MINNIFREE
Tight Ends
Second Year



BRAYDEN DEVAULT-SMITH
Defensive GA
First Year

SIMPSON VS. ALL OPPONENTS

Arkansas	0-1
Auburn	0-1
Austin Peay	13-3
Baker	1-0
Bethel	1-0
Boise State	0-2
Central Arkansas	1-2
Chattanooga	2-1
Cincinnati	0-1
Clarion	1-0
Concordia	1-0
Cumberland	1-0
Eastern Illinois	12-4
Eastern Kentucky	5-8
Florida	0-1
Gardner-Webb	1-0
Georgia	0-1
Georgia State	0-1
Hawaii	0-1
Houston Christian	2-0
Iowa Wesleyan	1-0
Jacksonville State	5-11
Kennesaw State	0-1
Kentucky	0-2
Lambuth	1-0
Lindenwood	1-0
Memphis	1-2
Middle Tennessee	0-1
Mississippi State	0-2
Missouri	0-1
Missouri State	2-3
Montana State	0-1
Murray State	13-4
Northern Illinois	0-1
Northwestern State	2-0
Ohio	0-1
Ole Miss	0-2
Samford	3-0
South Alabama	0-1
South Florida	0-1
Southeast Missouri	11-6
Southeastern Louisiana	1-1
Southern Illinois	0-2
Southern Miss	0-1
Tennessee	0-2
Tennessee State	10-6
Tennessee Tech	13-4
Union College	1-0
Urbana	1-0
Western Illinois	1-0
Western Kentucky	0-1
Total	109-85

SIMPSON'S RECORD WHEN...

Home Record:	63-26
Road Record:	46-62
OVC Overall:	82-47
OVC Home:	40-21
OVC Road:	38-27
Ranked opponents:	13-25
Record in August:	3-2
Record in September:	34-34
Record in October:	40-23
Record in November:	29-22
Record in December:	0-1
Record in February:	0-1
Record in March:	2-2
Record in April:	1-1
Scoring First	79-24
Leading at half:	87-16
Trailing at half:	17-61
Tied at half:	6-5
Scores <20 Points:	14-42
Scores >20 Points:	100-44
Scores 30+ Points:	73-16
Scores 40+ Points:	39-3
Opponent Scores <20 Points:	62-8
Opponent Scores >20 Points:	47-77
Opponent Scores 30+ Points:	21-57
Opponent Scores 40+ Points:	3-31
Overtime record:	0-5
Record after a loss:	51-25
Longest winning streak:	9 (2021)
Longest losing streak:	6 (2007)

BIG SOUTH-OVC FOOTBALL ASSOCIATION



OVC WEEKLY AWARDS

OFFENSIVE PLAYER OF THE WEEK

Date	Player	Team
Sept. 4	Jayden Brown	Gardner-Webb
Sept. 11	Sam Franklin	UT Martin
Sept. 18	Jeff Caldwell	Lindenwood
Sept. 25	-	-
Oct. 2	-	-
Oct. 9	-	-
Oct. 16	-	-
Oct. 23	-	-
Oct. 30	-	-
Nov. 6	-	-
Nov. 13	-	-
Nov. 20	-	-

DEFENSIVE PLAYER OF THE WEEK

Date	Player	Team
Sept. 4	Elijawah Tolbert	Eastern Illinois
Sept. 11	James Green	Tennessee State
Sept. 18	Devon Edwards	Lindenwood
Sept. 25	-	-
Oct. 2	-	-
Oct. 9	-	-
Oct. 16	-	-
Oct. 23	-	-
Oct. 30	-	-
Nov. 6	-	-
Nov. 13	-	-
Nov. 20	-	-

SPECIALIST OF THE WEEK

Date	Player	Team
Sept. 4	Jeff Caldwell	Lindenwood
Sept. 11	Jeff Billingsley	Gardner-Webb
Sept. 18	James Lowery	Tennessee State
Sept. 25	-	-
Oct. 2	-	-
Oct. 9	-	-
Oct. 16	-	-
Oct. 23	-	-
Oct. 30	-	-
Nov. 6	-	-
Nov. 13	-	-
Nov. 20	-	-

FRESHMAN OF THE WEEK

Date	Player	Team
Sept. 4	Jacob Horvath	Eastern Illinois
Sept. 11	Leon Thomas	Charleston Southern
Sept. 18	MJ Flowers	Eastern Illinois
Sept. 25	-	-
Oct. 2	-	-
Oct. 9	-	-
Oct. 16	-	-
Oct. 23	-	-
Oct. 30	-	-
Nov. 6	-	-
Nov. 13	-	-
Nov. 20	-	-



OVC STANDINGS

SCHOOL	CONF	PCT	OVERALL PCT.	HOME	AWAY	NEUTRAL	L10	STREAK
Tennessee State	1-0	1.000	2-1 .667	1-0	0-1	1-0	2-1	W2
Southeast Missouri	1-0	1.000	1-2 .333	1-1	0-1	0-0	1-2	L1
UT Martin	0-0	.000	2-1 .667	2-0	0-1	0-0	2-1	W2
Eastern Illinois	0-0	.000	2-1 .667	1-0	1-1	0-0	2-1	W1
Lindenwood	0-1	.000	2-1 .667	1-0	1-1	0-0	2-1	W1
Bryant	0-0	.000	1-2 .333	1-1	0-1	0-0	1-2	L1
Charleston Southern	0-0	.000	1-2 .333	1-1	0-1	0-0	1-2	L2
Robert Morris	0-0	.000	1-2 .333	1-0	0-2	0-0	1-2	L1
Gardner-Webb	0-1	.000	1-2 .333	1-0	0-2	0-0	1-2	L1
Tennessee Tech	0-0	.000	0-3 .000	0-1	0-2	0-0	0-3	L3



CONFERENCE SCHEDULE AT A GLANCE

Saturday, September 23

Lindenwood at Illinois State	Noon	ESPN+
Charleston Southern at Western Carolina	1:30 pm	ESPN+
McNeese at Eastern Illinois	2 pm	ESPN+
Lynchburg at Robert Morris	2 pm	ESPN+
Bryant at Princeton	2 pm	ESPN+
Gardner-Webb at East Carolina	5 pm	ESPN+
Kennesaw State at Tennessee Tech	6 pm	ESPN+
UT Martin at North Alabama	6 pm	ESPN+
Southeast Missouri at Eastern Kentucky	6 pm	ESPN+



PRESEASON POLL AND PLAYERS TO WATCH

Offense

QB - Zevi Eckhaus, Bryant
 QB - Draylen Ellis, Tennessee State
 QB - Paxton DeLaurent, Southeast Missouri
 RB - Juwon Farri, Eastern Illinois
RB - Sam Franklin, UT Martin
 RB - Narii Gaither, Gardner-Webb
 RB - Geno Hess, Southeast Missouri
 RB - JD Moore, Charleston Southern
 WR - Ryan Flournoy, Southeast Missouri
 WR - Brennan McGuire, Gardner-Webb
 WR - Landon Ruggieri, Bryant
WR - DeVonte Tanksley, UT Martin
 WR - Justin Thomas, Eastern Illinois
 TE - Jihad Edmond, Bryant
TE - DJ Nelson, UT Martin
 OL - Zack Gieg, Southeast Missouri
 OL - Nathan Hodnett, Tennessee Tech
 OL - Ethan Johnson, Lindenwood
OL - Lamar Morgan, UT Martin
OL - Gavin Olson, UT Martin
 OL - Chad Strickland, Eastern Illinois
 OL - Gabe Thompson, Gardner-Webb
 OL - Gareth Warren, Lindenwood
 OL - Jamichael Watts, Bryant

Defense

DE - Terrell Allen, Tennessee State
 DE - Kail Dava, Tennessee Tech
DE - Daylan Dotson, UT Martin
 DE - Kenny Dyson, Bryant
 DE - Ty French, Gardner-Webb
 DE - Steven Lewis, Southeast Missouri
 DE - Kobe McClendon, Lindenwood
 LB - Ty Anderson, Gardner-Webb
 LB - Keandre Booker, Southeast Missouri
 LB - Joe Casale, Robert Morris
 LB - James Green, Tennessee State
 LB - Jacquez McGowan, Tennessee Tech
 LB - William McRaine, Gardner-Webb
 LB - Bryce Norman, Southeast Missouri
 LB - K'Vaughan Pope, Tennessee State
 LB - Jamar Shegog, Robert Morris
 LB - Elijawah Tolbert, Eastern Illinois
 DB - Darion Bolden, Lindenwood
 DB - Jamar Brown, Gardner-Webb
 DB - Nick Coats, Eastern Illinois
 DB - Josh Green, Tennessee State
 DB - Jamel Johnson, Charleston Southern
 DB - Lawrence Johnson, Southeast Missouri
 DB - Ty Leonard, Southeast Missouri
 DB - Raequan Ousley, Gardner-Webb
 DB - Bryce Phillips, Tennessee State
 DB - AJ Thomas, Gardner-Webb

Predicted Order of Finish

1.	Southeast Missouri (6)	96
2.	Gardner-Webb (2)	86
3.	UT Martin (1)	85
4.	Tennessee Tech (1)	58
5.	Tennessee State	57
6.	Bryant	48
7.	Lindenwood	45
8.	Eastern Illinois	33
9.	Charleston Southern	30
10.	Robert Morris	12

Specialists

K - Stone Galloway, Eastern Illinois
 K - Ethan Gettman, Bryant
 K - Ian Saulter, Gardner-Webb
 K - Logan Seibert, Lindenwood
 P - Nick Bigelow, Tennessee Tech
 P - George Saunders III, Robert Morris
 KR/PR - Mark Aitken, Eastern Illinois
 KR/PR - Anthony Frederick - Bryant
 KR/PR - Dalyn McDonald - Southeast Missouri
 KR/PR - Cooper Willman, Eastern Illinois
 LS - Jack Valente, Eastern Illinois
 LS - Jamie Wilson, Gardner-Webb

SKYHAWK DEPTH CHART



OFFENSE TWO-DEEP

No.	Name	Ht.	Wt.	Year
QUARTERBACK				
8	Kinkead Dent	6-4	210	Gr.
11	Kody Sparks	6-5	220	R-So.
RUNNING BACK				
2	Sam Franklin	5-10	195	R-So.
3	Jordan Castleberry	5-8	180	R-Jr.
WIDE RECEIVER (L)				
13	Trevonte Rucker	6-1	175	Jr.
9	Marlon Cook, Jr.	6-2	200	Gr.
WIDE RECEIVER (R)				
6	Zoe Roberts	5-11	185	Jr.
17	Asa Wondeh	6-0	170	Sr.
WIDE RECEIVER (H)				
4	DeVonte Tanksley	5-10	160	R-Jr.
17	Asa Wondeh	6-0	170	Sr.
TIGHT END				
85	Austin Bray	6-6	250	So.
87	Max Dowling	6-6	240	R-Fr.
LEFT TACKLE				
79	Gavin Olson	6-4	290	Sr.
76	Jason Eaton	6-8	320	R-So.
LEFT GUARD				
62	Josiah Tingley	6-2	290	R-So.
78	Noah Hayes	6-5	310	Gr.
CENTER				
55	Vance Van Every	6-2	290	Jr.
62	Josiah Tingley	6-2	290	R-So.
RIGHT GUARD				
65	Drake Carroll	6-2	300	Gr.
71	Logan Crough	6-6	310	R-Fr.
RIGHT TACKLE				
77	Lamar Morgan	6-5	305	Sr.
74	Mitchell Appleton	6-5	300	Jr.



SPECIAL TEAMS TWO-DEEP

No.	Name	Ht.	Wt.	Year
KICKOFF				
48	Aidan Laros	6-2	210	R-So.
PLACE KICKER				
48	Aidan Laros	6-2	210	R-So.
37	Ryan Young	6-1	150	R-Fr.
PUNTER				
48	Aidan Laros	6-2	210	R-So.
38	Grayson Campbell	5-11	170	R-Fr.



DEFENSE TWO-DEEP

No.	Name	Ht.	Wt.	Year
DEFENSIVE END				
1	Daylan Dotson	6-3	280	Jr.
10	Davonte Murray	6-3	260	R-So.
NOSE TACKLE				
44	Jarid Johnson	6-2	310	Gr.
94	Christian Dowell	6-2	280	Jr.
DEFENSIVE TACKLE				
6	Jay Rogers	6-3	290	R-Sr.
97	Toby Camp	6-3	280	R-So.
OUTSIDE LINEBACKER				
8	Giovanni Davis	6-3	250	Jr.
41	Bryce Dailey	6-4	240	R-Fr.
LINEBACKER				
11	Tevin Shipp	6-2	230	Gr.
7	Chris Hunter	6-1	230	R-Jr.
LINEBACKER				
9	Jaylon Sharpe	6-2	230	R-Sr.
25	Isaiah Abdullah	6-3	215	R-Jr.
ROVER				
12	Carson Evans	6-1	185	R-Jr.
29	Kaleb Almo	6-0	200	So.
DEFENSIVE BACK (L)				
20	JaMichael McGoy, Jr.	5-10	170	R-So.
31	LaMarion Pierce	6-0	160	R-Fr.
FREE SAFETY				
19	Jack Lucas	6-0	180	R-Jr.
21	Robert Daniel, Jr.	6-0	200	Gr.
STRONG SAFETY				
5	Josh Hastings	6-1	200	R-So.
23	Celeycan Hill	6-4	165	Jr.
DEFENSIVE BACK (R)				
0	Oshae Baker	5-10	195	Jr.
28	Vincent Guy	6-0	180	R-Jr.



STUDENT-ATHLETE ACADEMICS

THE GRADUATES

» 12 players on the 2023 UT Martin roster have already received bachelor's degrees:

- Ygenio Booker
- Drake Carroll
- Marlon Cook, Jr.
- Robert Daniel
- Kinkead Dent
- Na'Drian Dizadare
- Ge'Mon Eaford
- Noah Hayes
- Jarid Johnson
- Calvontay Key
- Deray Lawrence
- Tevin Shipp

OVC COMMISSIONER'S HONOR ROLL

» There were eight UT Martin representatives on the Ohio Valley Conference Commissioner's Honor Roll for the 2022-23 academic year, including current team members **Austin Bray**, **Gavin Olson (two-time)**, **Tevin Shipp (two time)**, **Tyson Strickland** and **Josiah Tingley**. Team members had to possess at least a 3.25 GPA for the previous school year to be eligible.

ATHLETIC DIRECTOR'S HONOR ROLL

» The Skyhawk football team was responsible for the most Athletic Director's Honor Roll recipients, placing 32 student-athletes on the prestigious list. Student-athletes earning a spot on the AD Honor Roll had to compiled at least a 3.0 GPA or higher for the spring semester. Football was represented in the spring of 2023 by current team members **Steven Ballard**, **Austin Bray**, **Cal Camp**, **Grayson Campbell**, **Drake Carroll**, **Marion Cook Jr.**, **Christian Dowell**, **Jason Eaton**, **Carson Evans**, **Parker Floyd**, **Wyatt Gilbert**, **Greg Gyenis**, **Noah Hayes**, **Brett Kuczynski**, **Tyler Mullins**, **Davonte Murray**, **Kobe Okeke**, **Gavin Olson**, **Zoe Roberts**, **AJ Robinson Jr.**, **Tevin Shipp**, **Garrett Smith**, **Jacob Stevenson**, **Josiah Tingley**, **Ronnie Van Every** and **Ryan Young**.



BIG SOUTH-OVC IN THE POLLS WEEK-BY-WEEK

	FCS COACHES/STATS									
	BU	CSU	EIU	GWU	LWU	RMU	SEMO	TSU	TTU	UTM
PRESEASON	-	-	-	24/25	-	-	11/12	-	RV/-	RV/RV
SEPT. 4	-	-	-	RV/RV	-	-	16/14	-	-	-/RV
SEPT. 11	-	-	-	RV/RV	-	-	15/13	-	-	-/RV
SEPT. 18	-	-	-/RV	-/RV	-	-	-	-/RV	-	-/RV
SEPT. 25	-	-	-	-	-	-	-	-	-	-
OCT. 2	-	-	-	-	-	-	-	-	-	-
OCT. 9	-	-	-	-	-	-	-	-	-	-
OCT. 16	-	-	-	-	-	-	-	-	-	-
OCT. 23	-	-	-	-	-	-	-	-	-	-
OCT. 30	-	-	-	-	-	-	-	-	-	-
NOV. 6	-	-	-	-	-	-	-	-	-	-
NOV. 13	-	-	-	-	-	-	-	-	-	-
NOV. 20	-	-	-	-	-	-	-	-	-	-
FINAL	-	-	-	-	-	-	-	-	-	-

LAST TIME IT HAPPENED...

- SKYHAWK INDIVIDUAL -

Rushed for 100 yards -	127, Sam Franklin vs. HCU, 9/16/23
Rushed for 200 yards -	259, Sam Franklin vs. Missouri State, 9/9/23
Rushed for 250+ yards -	259, Sam Franklin vs. Missouri State, 9/9/23
Had a 70-yard run -	81, Sam Franklin vs. Missouri State, 9/9/23
Rushed for three TDs -	3, Sam Franklin vs. Missouri State, 9/9/23
Rushed for four TDs -	4, Zak Wallace at Houston Christian, 10/29/22
Passed for 300 yards -	347, Kinkead Dent vs. HCU, 9/16/23
Passed for 400 yards -	463, Dresser Winn at Murray State, 10/8/22
Passed for 500 yards -	560, Derek Carr at Murray State, 10/13/12
Threw three TD passes -	5, Kinkead Dent vs. HCU, 9/16/23
Threw five+ TD passes -	5, Kinkead Dent vs. HCU, 9/16/23
Had 100 yards receiving -	120, DeVonte Tanksley vs. HCU, 9/16/23
Had 150 yards receiving -	Tanksley (220 and Dowell (172) at Murray State, 10/8/22
Had 200 yards receiving -	220, DeVonte Tanksley at Murray State, 10/8/22
Had a 70-yard reception -	70, DJ Nelson vs. Tennessee Tech, 10/1/22
Caught three TD passes -	3, Jaylon Moore at No. 24 Austin Peay, 11/9/19
Returned onside kickoff for TD -	43, Tae Martin vs. Tennessee Tech, 9/24/16
Returned conventional kickoff for TD -	95, Narkel LeFlore vs. HCU, 9/16/23
Returned punt for TD -	65, Terry Williams vs. No. 18 Jacksonville State, 11/21/19
Returned punt at least 75 yards -	79, Londell Lee at Hawai'i, 9/10/16
Returned INT for TD -	39, Ty Woods at Tennessee State, 11/12/22
Returned a fumble for TD -	0, Daylan Dotson at Houston Christian, 10/29/22
Made three+ FGs -	3, Tyler Larco at Austin Peay, 3/21/21
Made a 50-yard FG -	50, Ryan Courtright at No. 24 Austin Peay, 11/9/19
Punt 55 yards or longer -	66, Aidan Laros at Georgia, 9/2/23
Had 10-14 tackles -	14, Carson Evans vs. Missouri State, 9/9/23
Had 15+ tackles -	26, Rob Hicks vs. Kennesaw State, 11/5/22
Multi-Sacks -	1.5, Daylan Dotson vs. HCU, 9/16/23
Multi-Forced fumbles -	2, Daylan Dotson at Houston Christian, 10/29/22
Multi-Interceptions -	2, Shaun Lewis vs. Western Illinois, 9/1/22

- TEAM -

Shutout an opponent -	24-0 at Tennessee Tech, 11/18/17
Shutout consecutive opponents -	3 vs. Milliken, SEMO and Jacksonville State, 1967
Rushed for more than 300 yards -	405 vs. Missouri State, 9/9/23
Rushed for more than 400 yards -	405 vs. Missouri State, 9/9/23
Passed for more than 300 yards -	437 vs. HCU, 9/16/23
Passed for more than 400 yards -	437 vs. HCU, 9/16/23
Passed for more than 500 yards -	560 at Murray State, 10/13/12
Had more than 500 yards total off. -	707 vs. HCU, 9/16/23
Had more than 600 yards total off. -	707 vs. HCU, 9/16/23
Scored 50 points -	66 vs. HCU, 9/16/23
Scored 60 points -	66 vs. HCU, 9/16/23
Scored 70 points -	84 vs. Bacone, 9/17/16
Failed to rush for 100 yards -	87 vs. Kennesaw State, 11/5/22
Failed to pass for 100 yards -	67 at Tennessee State, 10/18/14
Held opponent to < 100 yards rushing -	39 vs. HCU, 9/16/23
Held opponent to < 100 yards passing -	74 at Tennessee Tech, 11/13/21
Held opponent to < 100 yards total off. -	74 vs. Iowa Wesleyan, 9/3/09
Held opponent to < 200 yards total off. -	199 vs. Austin Peay, 10/30/21
Held opponent without a TD -	at Tennessee State, 11/12/22
Scored a safety -	vs. Samford, 9/11/21 (Intentional Grounding Penalty)
Committed no turnovers -	vs. HCU, 9/16/23
Forced opponent into five turnovers -	7 at Houston Christian, 10/29/22
Never had to punt -	at Tennessee State, 10/1/16
Blocked a punt -	David DuBose at Eastern Illinois, 10/16/21
Returned blocked punt for TD -	D'Carrious Stephens (34) at Eastern Illinois, 10/16/21
Blocked a field goal -	Ty Woods at Tennessee State, 11/12/22
Returned blocked FG for TD -	87, Jordan Landry at Austin Peay, 10/17/15
Blocked two+ field goals -	2 vs. Tennessee State, 10/10/15
Blocked FGs in consecutive weeks -	1 at SEMO, 11/4/17; 1 vs. No. 2 Jacksonville St, 11/11/17
Blocked a PAT -	Ty Woods vs. Western Illinois, 9/1/22
Returned PAT for 2 pts -	Thad Williams vs. Eastern Illinois, 10/6/12
Scored 2-pt conversion -	Joe Hudson at No. 10 Jacksonville State, 11/3/18
Recovered on-side kick (kicking team) -	vs. Chattanooga, 9/15/18
Recovered on-side kick (receiving team) -	vs. Lindenwood, 9/24/22
Two w/ 100 yards rushing -	DJ McNeil/Trent Garland at Chattanooga, 8/29/13
Two w/ 100 yards passing -	Jarod Neal/Dylan Favre vs. Eastern Kentucky, 9/20/14
Two w/ 100 yards receiving -	DeVonte Tanksley/Colton Dowell at Murray State, 10/8/22
Won OT game -	vs. Tennessee Tech (W, 30-23 OT), 10/4/03
Lost OT game -	at Eastern Illinois (L, 24-21 OT), 10/20/18
Rallied from down 14 to win -	Down 16 vs. Austin Peay, 10/30/21
Beat ranked FCS opponent -	at #10 Missouri State, 11/27/21
Beat FCS team ranked in top 15 -	at #10 Missouri State, 11/27/21
Beat FBS opponent -	at Memphis (20-17), 9/1/12
Last time ranked in the STATS Top 25 -	No. 25, 11/14/22
Last time ranked in the Coaches Poll Top 25 -	No. 15, 10/31/22

- OPPONENT INDIVIDUAL -

Rushed for 100 yards -	110, George Holani at Boise State, 9/17/22
Rushed for 200 yards -	207, Arkee Whitlock at Southern Illinois, 11/25/06
Rushed for 250+ yards -	298, Kory Chapman at Jacksonville State, 10/11/03
Had a 70-yard run -	70, Eugene Brazley at Ole Miss, 9/5/15
Rushed for three TDs -	3, Xavier Shepherd vs. Kennesaw State, 11/5/22
Rushed for four TDs -	5, Alex Collins at Arkansas, 10/31/15
Passed for 300 yards -	332, Jacob Clark vs. Missouri State, 9/9/23
Passed for 400 yards -	424, Bailey Zappe at Western Kentucky, 9/2/21
Passed for 500 yards -	537, Casey Brockman at Murray State, 10/13/12
Threw three TD passes -	3, Jacob Clark vs. Missouri State, 9/9/23
Threw five+ TD passes -	5, Jason Shelley at #5 Missouri State, 9/8/22
Had 100 yards receiving -	142, Raylen Sharpe vs. Missouri State, 9/9/23
Had 150 yards receiving -	155, Vernon Harrell at Houston Christian, 10/29/22
Had 200 yards receiving -	225, Adam Drake vs. Eastern Illinois, 11/23/13
Had a 70-yard reception -	88, Vernon Harrell at Houston Christian, 10/29/22
Caught three TD passes -	3, Tyrone Scott at #5 Missouri State, 9/8/22
Returned onside kickoff for TD -	N/A
Returned conventional kickoff for TD -	96, DeVon Johnson vs. #20 Tennessee State, 9/24/17
Returned punt for TD -	35, Wayne Parks at Middle Tennessee, 9/8/18
Returned punt at least 75 yards -	91, Dontrell Johnson at Murray State, 9/25/10
Returned INT for TD -	Kyron Jones (26) at Georgia, 9/2/23
Returned a fumble for TD -	46, Jaylen Swain at #9 Jacksonville State, 9/25/21
Made three+ FGs -	3, Jonah Dalmas at Boise State, 9/17/22
Made a 50-yard FG -	51, Antonio Zita at Tennessee State, 3/29/21
Punt 55 yards or longer -	60, Jack Dawson at #9 Jacksonville State, 9/25/21
Had 10-14 tackles -	12, Rodney Dansby vs. HCU, 9/16/23
Had 15+ tackles -	15, Todric McGee vs. Missouri State, 9/9/23
Multi-Sacks -	1.5, Josh Avery at No. 24 Southeast Missouri, 10/26/19
Multi-Forced fumbles -	N/A
Multi-Interceptions -	3, Chance Gamble vs. Kennesaw State, 11/5/22

- TEAM -

Shutout an opponent -	45-0 at No. 11 Florida, 9/7/19
Shutout consecutive opponents -	2 at Eastern Kentucky and Samford, 1993
Rushed for more than 300 yards -	338 at Ole Miss, 9/5/15
Rushed for more than 400 yards -	at Jacksonville State, 10/11/03
Passed for more than 300 yards -	402 vs. Missouri State, 9/9/23
Passed for more than 400 yards -	402 vs. Missouri State, 9/9/23
Passed for more than 500 yards -	501 vs. Eastern Illinois, 11/23/13
Had more than 500 yards total off. -	513 vs. Missouri State, 9/9/23
Had more than 600 yards total off. -	696 at #3 Tennessee, 10/22/22
Scored 50 points -	65 at #3 Tennessee, 10/22/22
Scored 60 points -	65 at #3 Tennessee, 10/22/22
Scored 70 points -	76 at Ole Miss, 9/5/15
Failed to rush for 100 yards -	39 vs. HCU, 9/16/23
Failed to pass for 100 yards -	at Tennessee Tech, 11/13/21
Held Skyhawks to fewer than 100 yards rushing -	87 vs. Kennesaw State, 11/5/22
Held Skyhawks to fewer than 100 yards passing -	67 at Tennessee State, 10/18/14
Held Skyhawks without a TD -	at No. 11 Florida, 9/7/19
Scored a safety -	at Murray State (Intentional Grounding), 10/8/22
Committed no turnovers -	0 at Georgia, 9/2/23
Forced opponent into five turnovers -	5 vs. Samford, 9/11/21
Never had to punt -	at Tennessee Tech, 11/21/02
Blocked a punt -	DeAirious Smith vs. Eastern Illinois, 3/7/21
Returned blocked punt for TD -	0, Taylor Lanigan vs. Murray State, 9/25/10
Blocked a field goal -	Ty Leonard at Southeast Missouri, 11/20/21
Blocked a PAT -	Eric Johnson at #10 Missouri State, 11/27/21
Attempted 2-pt conversion -	vs. Austin Peay, 10/30/21
Rallied from down 14 to win -	14 at Southern Illinois, 9/14/19

TEAM RECORDS

OFFENSE

SCORING OFFENSE

Most Points Scored

Game: 97 - Bethel (1995)
Season: 448 - 2008

Most Touchdowns Scored

Game: 14 - Bethel (1995)
Season: 61 - 2008

Total Offense

Game: 821 vs. Murray State (2007)
Season: 5,125 - 2014

First Downs

Game: 32 - HCU (2023)
Season: 239 - 13 games (1988)

RUSHING

Most Attempts

Game: 69 - Lambuth (2000)
Season: 678 - 1977

Most Net Yards Gained

Game: 531 - Murray State (2007)
Season: 3,013 - 1977

Highest Rushing Average Per Game

Season: 273.9 - 1977

Most Rushing Touchdowns

Game: 7 - Concordia (2008)
7 - Kentucky Wesleyan (2001)
Season: 32 - 2021

PASSING

Most Completions

Game: 44 - at Jacksonville State (2003)
Season: 287 - 1995

Most Attempts

Game: 65 - at Jacksonville State (2003)
Season: 478 - 13 games (1988)

Most Passing Yards

Game: 560 - at Murray State (2012)
Season: 3,363 - 13 games (1988)

Highest Passing Average Per Game

Season: 299.5 - 2012

Most Passing Touchdowns

Game: 7 - Bethel (2015)
7 - Jacksonville State (2012)
7 - at Murray State (2012)
7 - Lane College (1990)
Season: 31 - 2015

Most Interceptions Thrown

Game: 6 - Austin Peay (1986)
6 - Valdosta State (1986)
Season: 28 - 1998

DEFENSE

SCORING DEFENSE

Fewest Points Yielded

Season: 19 - 1934

Fewest Yards Allowed Rushing

Game: -22 - West Alabama (1988)
Season: 383 - 1967

Fewest Yards Allowed Passing

Game: 7 - West Alabama (1982)
Season: 734 - 1971

Most Defensive Touchdowns Scored

Game: 2 - at Murray State (2008)
Season: 8 - 2008

TACKLES

Most Tackles

Game: 117 - at Samford (2000)
Season: 925 - 1998

Most Tackles for Loss

Game: 15.0 - Tennessee Tech (2003)
15.0 - Tennessee Tech (2006)
15.0 - Eastern Kentucky (2010)
15.0 - Concordia (2008)
15.0 - Austin Peay (2018)
Season: 96.0 - 2008

Most Sacks

Game: 9.0 - Concordia (2008)
Season: 31.0 - 2008

Most Pass Breakups

Game: 11 - Eastern Illinois (2013)
Season: 58 - 2019

Most Blocked Kicks

Game: 3 - Murray State (2005)
Season: 9 - 2005

INTERCEPTIONS

Most Interceptions

Game: 8 - Troy (1968)
Season: 25 - 1968

Most Return Yardage

Game: 158 - Troy (1968)
Season: 485 - 1976

Most Returned For Touchdown

Season: 6 - 1976

FUMBLES

Most Recovered

Game: 5 - Parsons (1969)
5 - Austin Peay (1974)
Season: 25 - 1974
25 - 1969

Most Forced

Game: 5 - Houston Christian (2022)
Season: 15 - 2012

Most Returned For Touchdown

Season: 6 - 2008

SPECIAL TEAMS

PUNTING

Most Punts

Game: 14 - Nicholls (1975)
14 - Eastern Kentucky (1993)
Season: 93 - 1997

Most Yards Punting

Game: 455 - Nicholls (1974)
Season: 3,539 - 1997

PUNT RETURNS

Most Returns

Game: 7 - at Murray State (2006)
7 - Eastern Kentucky (2004)
7 - Eastern Kentucky (2004)
Season: 48 - 1994

Most Return Yardage

Game: 187 - Charleston Southern (1994)
Season: 618 - 1967

KICKOFF RETURNS

Most Returns

Game: 10, vs. Jacksonville State, 1989
10, vs. Middle Tennessee, 1990
10, vs. Tennessee State, 1999
10, vs. Murray State, 1999
10, Samford, 2003
10, Missouri State, 2007
Season: 69 - 2003

Most Return Yardage

Game: 256 - Samford (2003)
Season: 1,452 - 2003

KICKING

Most Field Goals Made

Game: 4 - Gardner-Webb (2006)
4 - Tennessee State (1976)
Season: 20 - 1988

Most Field Goals Attempted

Game: 5 - Tennessee State (1976)
Season: 26 - 1988

Most PATs Made

Game: 12 - Concordia (2008)
12 - Bacone College (2016)
Season: 53 - 2008

Most PATs Attempted

Game: 12 - Concordia (2008)
12 - Bacone College (2016)
Season: 57 - 2008

INDIVIDUAL RECORDS

RUSHING

Most Attempts

Game: 47 - Don Chapman vs. Murray State (2005)
 Season: 302 - Don Chapman (2005)
 Career: 1,046 - Don Chapman (2004-06)

Most Yards Gained

Game: 272 - Don Chapman at Southeast Missouri (2004)
 Season: 1,412 - Don Chapman (2006)
 Career: 5,017 - Don Chapman (2004-07)

Most Touchdowns Scored

Game: 5 - Bobby Fowler vs. West Georgia (1957)
 Season: 19 - Bobby Fowler (1957)
 Career: 51 - Bobby Fowler (1956-59)

Longest Rush from Scrimmage

Game: 97 - Zak Wallace vs. Lindenwood (2022)

PASSING

Most Completions

Game: 44 - Brady Wahlberg at Jacksonville State (2003)
 Season: 264 - Derek Carr (2012)
 Career: 665 - Derek Carr (2008-12)

Most Attempts

Game: 65 - Brady Wahlberg at Jacksonville State (2003)
 Season: 424 - Leon Reed (1988)
 Career: 1,110 - Derek Carr (2008-12)

Best Completion Percentage

Game: 91.3 (42-of-46) - Derek Carr (2012)
 Season: 65.8 - Dresser Winn (2018)
 Career: 60.4 - Cade Thompson (2007-09)

Most Yards Gained

Game: 560 - Derek Carr at Murray State (2012)
 Season: 3,276 - Derek Carr (2012)
 Career: 8,428 - Derek Carr (2008-12)

Most Touchdown Passes

Game: 7 - Derek Carr vs. Jacksonville State (2012)
 7 - Derek Carr at Murray State (2012)
 Season: 31 - Derek Carr (2012)
 Career: 69 - Derek Carr (2008-12)

Most Interceptions Thrown

Game: 5 - Kelly Coker vs. Livingston (1970)
 5 - Eric Bradner vs. Austin Peay (1986)
 5 - Brady Wahlberg vs. Samford (2005)
 5 - Brady Wahlberg at Jacksonville State (2005)
 Season: 22 - Leon Reed (1988)
 Career: 46 - Brady Wahlberg (2002-05)

Longest Pass Completion

Game: 92 - Brady Wahlberg vs. Kentucky Wesleyan (2002)

RECEIVING

Most Receptions

Game: 16 - William Mackall vs. Delta State (1987)
 Season: 90 - William Mackall (1987)
 90 - Jeremy Butler (2013)
 Career: 225 - William Mackall (1985-88)

Most Yards Gained

Game: 283 - William Mackall vs. Troy (1988)
 Season: 1,203 - Jeremy Butler (2013)
 Career: 2,594 - Colton Dowell (2018-22)

Most Touchdown Receptions

Game: 5 - Quentin Sims vs. Jacksonville State (2012)
 Season: 16 - Quentin Sims (2012)
 Career: 26 - Quentin Sims (2011-12)

Longest Pass Reception

Game: 92 - Troy Phillips vs. Kentucky Wesleyan (2002)

TOTAL OFFENSE

Most Yards

Game: 560 - Derek Carr at Murray State (2012)
 Season: 3,325 - Jardon Neal (2015)
 Career: 8,484 - Derek Carr (2008-12)

Most Touchdown Responsible For

Game: 7 - Derek Carr vs. Jacksonville State (2012)
 7 - Derek Carr at Murray State (2012)
 Season: 32 - Derek Carr (2012)
 Career: 72 - Derek Carr (2008-12)

Most Points Responsible For

Game: 33 - Bobby Fowler vs. West Georgia (1957)
 Season: 180 - Leon Reed (1988)
 Career: 316 - Brady Wahlberg (2002-05)

SCORING

Most Touchdowns

Game: 5 - Bobby Fowler vs. West Georgia (1957)
 5 - Quentin Sims vs. Jacksonville State (2012)
 Season: 19 - Bobby Fowler (1959)
 Career: 51 - Bobby Fowler (1956-59)

Most Extra Points Made

Game: 12 - Tom Hansen vs. Concordia (2008)
 12 - Mitch Mersman vs. Bacone College (2016)
 Season: 53 - Tom Hansen (2008)
 Career: 128 - Tom Hansen (2007-09)

Most Extra Points Attempted

Game: 12 - Tom Hansen vs. Concordia (2008)
 12 - Mitch Mersman vs. Bacone College (2016)
 Season: 57 - Tom Hansen (2008)
 Career: 137 - Tom Hansen (2007-09)

Field Goals Made

Game: 4 - Mickey Hamilton vs. Tennessee State (1976)
 4 - Taylor Brown vs. Gardner-Webb (2006)
 Season: 20 - Ki Tok Chu (1988)
 Career: 43 - Ki Tok Chu (1986-89)

Field Goals Attempted

Game: 5 - Mickey Hamilton vs. Tennessee State (1976)
 5 - Mitch Mersman at Southeast Missouri (2017)
 Season: 26 - Ki Tok Chu (1988)
 Career: 73 - Ki Tok Chu (1986-89)

Most Points Scored

Game: 30 - Quentin Sims vs. Jacksonville State (2012)
 Season: 96 - Quentin Sims (2012)
 Career: 306 - Bobby Fowler (1956-59)

Most Points Scored by Kicking

Game: 15 - Taylor Brown vs. Gardner-Webb (2006)
 15 - Tom Hansen vs. Concordia (2008)
 Season: 97 - Ki Tok Chu (1988)
 Career: 233 - Jackson Redditt (2004-07)

Consecutive Field Goals Made

Game: 14 - Keith Kasnic (1982-83)

TACKLES

Most Total Tackles

Game: 35 - Terry Giltner vs. McNeese State (1970)
 Season: 255 - Terry Giltner (1970)
 Career: 426 - Danny Watkins (1975-77)

Most Unassisted Tackles

Game: 23 - Terry Giltner vs. Parsons (1969)
 Season: 168 - Terry Giltner (1970)
 Career: 281 - Terry Giltner (1969-70)

Most Assisted Tackles

Season: 87 - Terry Giltner (1970)
 Career: 184 - Ben Johnson (2011-13)
 184 - Emanuel McNeil (1985-88)

Most Sacks

Game: 4.5 - Tony Bell vs. Murray State (2013)
 Season: 13.0 - Emanuel McNeil (1988)
 Career: 22.5 - Tony Bell (2011-14)

Most Tackles for Loss

Game: 5.5 - Montori Hughes at Eastern Illinois (2011)
 Season: 24.0 - Emanuel McNeil (1988)
 Career: 56.0 - Emanuel McNeil (1985-88)

PASSES DEFENDED

Passes Defended

Game: 5 - Kevin Barfield vs. Eastern Illinois (2013)
 5 - Joe Este vs. Clarion (2017)
 Season: 17 - Chris Jones (15 PBU, 2 INT), 1996
 Career: 32 - Chris Jones (30 PBU, 2 INT), 1996-97

Pass Breakups

Game: 5 - Kevin Barfield vs. Eastern Illinois (2013)
 5 - Joe Este vs. Clarion (2017)
 Season: 16 - Don Jones (1969)
 Career: 30 - Chris Jones (1996-97)

Most Interceptions

Game: 5 - Kelly Coker vs. West Alabama (1970)
 Season: 8 - Clay Blalack (1976)
 8 - Mike Beeler (1970)
 8 - Don Jones (1969)
 Career: 18 - Mike Beeler (1968-71)
 18 - Don Jones (1968-71)

Most Return Yardage

Game: 100 - Jimmy Randolph vs. Morehead State (1977)
 Season: 269 - Clay Blalack (1976)
 Career: 344 - Clay Blalack (1975-77)

Most Returned for Touchdown

Season: 4 - Clay Blalack (1976)
 Career: 4 - Clay Blalack (1975-76)

FUMBLES

Most Forced Fumbles

Game: 3 - Several Tied
 Season: 5 - Kevin Prather Jr. (2016)
 Career: 9 - Markeseo Jackson (2003-06)

Most Fumble Recoveries

Game: 2 - Daylan Dotson at Houston Christian (2022)
 2 - Jack Greenwood at Jacksonville State (2005)
 2 - Andre Plummer at Gardner-Webb (2002)
 2 - Marc Calixte at Eastern Kentucky (1999)
 2 - Jon Swift vs. Western Kentucky (1997)
 Season: 7 - Jon Swift (2006)
 Career: 9 - Jon Swift (1996-97)

Most Return Yardage

Game: 95 - Marc Calixte (1999)
 Season: 164 - Dontrell Miller (2008)
 Career: 164 - Dontrell Miller (2006-08)

Most Returned for Touchdown

Season: 3 - Dontrell Miller (2008)
 Career: 3 - Dontrell Miller (2006-08)

QUARTERBACK HURRIES

Most Quarterback Hurries

Game: 4 - five tied
 Season: 13 - Montori Hughes (2012)
 Career: 31 - DJ Roberts (2009-13)

PUNTING

Most Punts

Game: 14 - David Brown vs. Nicholls (1975)
 14 - Budda Beasley vs. Eastern Kentucky (1993)
 Season: 90 - Jade Stillings (1997)
 Career: 257 - Joey Elmore (1986-89)

Most Yards Punting

Game: 502 - Jay Holmes at Missouri State (1999)
 Season: 3,481 - Jade Stillings (1997)
 Career: 9,784 - Joey Elmore (1986-89)

Highest Punting Average

Game: 52.7 - James Satterfield at Austin Peay (2013)
 Season: 42.6 - James Satterfield (2012)
 Career: 41.4 - James Satterfield (2010-14)

Most Punts Downed Inside 20

Game: 5 - Zane Cox vs. Tennessee State (2019)
 Season: 24 - Zane Cox (2019)
 Career: 48 - James Satterfield (2010-14)

PUNT RETURNS

Most Returns

Game: 7 - Jerry Reese vs. Fort Valley State (1982)
 7 - Jessie Burton at Murray State (2006)
 Season: 48 - Dewayne Harper (1994)
 Career: 93 - Dewayne Harper (1991-94)

Most Return Yardage

Game: 183 - Dewayne Harper vs. Charleston Southern (1994)
 Season: 564 - Dewayne Harper (1994)
 Career: 955 - Dewayne Harer (1991-94)

Highest Average Per Return

Game: 46.5 - Jamaal Akbar vs. Baker (2008)
 Season: 19.5 - EJ Daniel (2006)
 Career: 17.57 - EJ Daniel (2006-08)

KICKOFF RETURN

Most Returns

Game: 9 - Jessie Burton vs. Missouri State (2007)
 9 - Darron Turner vs. Jacksonville State (1989)
 9 - Darron Turner vs. Middle Tennessee (1990)
 Season: 39 - Henry Allen (1986)
 Career: 89 - Jason Coleman (2002-05)

Most Return Yardage

Game: 248 - Darron Turner vs. Middle Tennessee (1990)
 Season: 825 - Jessie Burton (2007)
 Career: 1,842 - Jason Coleman (2002-05)

Kick Return Touchdowns

Season: 2 - Jessie Burton (2006)
 Career: 3 - Jessie Burton (2006-07)

BLOCKED KICKS

Most Blocked Kicks

Game: 2 - Dean Wathen at Murray State (2010)
 Season: 3 - Korbin Harmon (2019)
 3 - Andre Plummer (2005)
 Career: 6 - Korbin Harmon (2018-21)

TEAM GAME HIGHS AND LOWS

UT MARTIN

OPPONENT

	HIGH	LOW	HIGH	LOW
• Rushes	49 vs HCU (9/16)	30 at Georgia (9/2)	36 vs Missouri State (9/9)	25 vs HCU (9/16)
• Rushing Yards	405 vs Missouri State (9/9)	132 at Georgia (9/2)	159 at Georgia (9/2)	39 vs HCU (9/16)
• Yards Per Rush	9.9 vs Missouri State (9/9)	4.4 at Georgia (9/2)	5.3 at Georgia (9/2)	1.6 vs HCU (9/16)
• Rushing Touchdowns	3 vs Missouri State (9/9)	0 at Georgia (9/2)	3 at Georgia (9/2)	0 vs HCU (9/16)
• Pass Completions	27 vs HCU (9/16)	14 vs Missouri State (9/9)	27 vs Missouri State (9/9)	17 vs HCU (9/16)
• Pass Attempts	36 vs HCU (9/16)	33, 2x, vs Missouri State (9/9)	48 vs Missouri State (9/9)	28 vs HCU (9/16)
• Passing Yards	437 vs HCU (9/16)	107 vs Missouri State (9/9)	402 vs Missouri State (9/9)	174 vs HCU (9/16)
• Yards Per Pass	12.1 vs HCU (9/16)	3.2 vs Missouri State (9/9)	14.9 vs Missouri State (9/9)	6.2 vs HCU (9/16)
• Passing Touchdowns	6 vs HCU (9/16)	1 at Georgia (9/2)	3 vs Missouri State (9/9)	1 vs HCU (9/16)
• Total Plays	85 vs HCU (9/16)	63 at Georgia (9/2)	84 vs Missouri State (9/9)	53 vs HCU (9/16)
• Yards Per Play	8.3 vs HCU (9/16)	4.1 at Georgia (9/2)	8.0 at Georgia (9/2)	4.0 vs HCU (9/16)
• Points	66 vs HCU (9/16)	7 at Georgia (9/2)	48 at Georgia (9/2)	7 vs HCU (9/16)
• Sacks	4 vs HCU (9/16)	0 at Georgia (9/2)	2 vs Missouri State (9/9)	1, 2x, vs HCU (9/16)
• Penalties	10 at Georgia (9/2)	5, 2x, vs HCU (9/16)	5 at Georgia (9/2)	2 vs Missouri State (9/9)
• Penalty Yards	72 at Georgia (9/2)	35 vs Missouri State (9/9)	42 at Georgia (9/2)	20 vs Missouri State (9/9)
• Turnovers	1, 2x, vs HCU (9/16)	0 vs Missouri State (9/9)	4 vs HCU (9/16)	0 at Georgia (9/2)
• Interceptions Thrown	1 at Georgia (9/2)	0, 2x, vs HCU (9/16)	3 vs HCU (9/16)	0 at Georgia (9/2)
• Punts	9 at Georgia (9/2)	2 vs HCU (9/16)	8 vs HCU (9/16)	4 vs Missouri State (9/9)
• Net Punt Average	43.6 at Georgia (9/2)	27.0 vs HCU (9/16)	47.0 vs Missouri State (9/9)	36.1 vs HCU (9/16)
• Long/Shortest Punt	66 at Georgia (9/2)	29 at Georgia (9/2)	53 at Georgia (9/2)	34 at Georgia (9/2)
• Punts Inside 20	3 at Georgia (9/2)	0 vs HCU (9/16)	2, 2x, vs HCU (9/16)	1 vs Missouri State (9/9)
• Long Punt Return	9 vs HCU (9/16)	0 at Georgia (9/2)	13 at Georgia (9/2)	0 vs HCU (9/16)

INDIVIDUAL GAME HIGHS


UT MARTIN


OPPONENT

• Rushes	20, Sam Franklin vs. Missouri State (9/9)	18, Jacardia Wright vs. Missouri State (9/9)
• Rushing Yards	259, Sam Franklin vs. Missouri State (9/9)	53, Kendall Milton at Georgia (9/2)
• Rushing Touchdowns	3, Sam Franklin vs. Missouri State (9/9)	1, 4x, last by Jacardia Wright vs. Missouri State (9/9)
• Longest Rush	81, Sam Franklin vs. Missouri State (9/9)	37, Kendall Milton at Georgia (9/2)
• Pass Completions	20, Kinkead Dent vs. HCU (9/16)	23, Jacob Clark vs. Missouri State (9/9)
• Pass Attempts	33, Kinkead Dent vs. Missouri State (9/9)	42, Jacob Clark vs. Missouri State (9/9)
• Passing Yards	347, Kinkead Dent vs. HCU (9/16)	332, Jacob Clark vs. Missouri State (9/9)
• Passing TDs	5, Kinkead Dent vs. HCU (9/16)	3, Jacob Clark vs. Missouri State (9/9)
• Longest Pass	52, Kinkead Dent vs. HCU (9/16)	63, Colby Suits vs. HCU (9/16)
• Receptions	6, DeVonte Tanksley vs. HCU (9/16)	7, Sharpe/Wood vs. Missouri State (9/9)
• Receiving Yards	120, DeVonte Tanksley vs. HCU (9/16)	142, Raylen Sharpe vs. Missouri State (9/9)
• Receiving TDs	1, 7x, last by six players vs. HCU (9/16)	1, 6x, last by Deuce McMillan vs. HCU (9/16)
• Longest Rec.	52, Asa Wondeh vs. HCU (9/16)	62, Champ Dozier vs. HCU (9/16)
• Field Goals	1, 2x, last by Aidan Laros vs. HCU (9/16)	2, Peyton Woodring at Georgia (9/2)
• Longest Field Goal	33, Aidan Laros vs. HCU (9/16)	38, Owen Rozanc vs. Missouri State (9/9)
• Punts	8, Aidan Laros at Georgia (9/2)	8, Wheeler Bowron vs. HCU (9/16)
• Punting Average	50.2, Aidan Laros at Georgia (9/2)	45.5, Grant Burkett vs. Missouri State (9/9)
• Long Punt	66, Aidan Laros at Georgia (9/2)	55, Grant Burkett vs. Missouri State (9/9)
• Punts Inside 20	2, 2x, last by Aidan Laros vs. Missouri State (9/9)	2, Brett Thorson at Georgia (9/2)
• Long Punt Return	9, Oshae Baker vs. HCU (9/16)	13, Mekhi Mews at Georgia (9/2)
• Long Kickoff Return	95, Narkel LeFlore vs. HCU (9/16)	31, Mekhi Mews at Georgia (9/2)
• Tackles	14, Carson Evans vs. Missouri State (9/9)	15, Todric McGee vs. Missouri State (9/9)
• Sacks	1.5, Daylan Dotson vs. HCU (9/16)	1.0, 3x, last by Smith/Williams vs. Missouri State (9/9)
• Tackles for Loss	2.5, Daylan Dotson/Giovanni Davis vs. Missouri State (9/9)	2.0, Ruperake Fuavai vs. HCU (9/16)
• Interceptions	1, 4x, last by three players vs. HCU (9/16)	1, Kyron Jones at Georgia (9/2)

SKYHAWK MONEY PLAYS

Money plays are defined as plays resulting in a first down or a touchdown.

 MONEY RUSHERS				
MONEY RUSHERS	1st	TD	No.	Att
FRANKLIN, Sam	13	4	13	49
CASTLEBERRY, Jordan	7	0	7	22
DENT, Kinkead	7	1	7	15
HARRIS, Corey	3	0	3	6
LeFLORE, Narkel	3	0	3	14
COOK, Glover	3	0	3	6
TOTALS	36	5	36	116
1ST DOWN MONEY RUSHERS	1st	TD	No.	Att
FRANKLIN, Sam	4	2	4	27
DENT, Kinkead	2	0	2	4
CASTLEBERRY, Jordan	1	0	1	9
COOK, Glover	1	0	1	3
TOTALS	8	2	8	55
2ND DOWN MONEY RUSHERS	1st	TD	No.	Att
FRANKLIN, Sam	5	1	5	15
LeFLORE, Narkel	3	0	3	7
CASTLEBERRY, Jordan	3	0	3	8
DENT, Kinkead	2	0	2	4
HARRIS, Corey	2	0	2	3
COOK, Glover	1	0	1	2
TOTALS	16	1	16	40
3RD DOWN MONEY RUSHERS	1st	TD	No.	Att
DENT, Kinkead	3	1	3	7
FRANKLIN, Sam	3	1	3	6
CASTLEBERRY, Jordan	2	0	2	4
HARRIS, Corey	1	0	1	1
COOK, Glover	1	0	1	1
TOTALS	10	2	10	19
4TH DOWN MONEY RUSHERS	1st	TD	No.	Att
CASTLEBERRY, Jordan	1	0	1	1
FRANKLIN, Sam	1	0	1	1
TOTALS	2	0	2	2

 MONEY RECEIVERS				
MONEY RECEPTIONS	1st	TD	No.	Att
TANKSLEY, DeVonte	7	1	7	12
RUCKER, Trevonte	6	2	7	9
WONDEH, Asa	7	0	7	9
COOK, Marlon	2	2	3	5
SMITH, Ajay	2	1	2	2
BRAY, Austin	1	1	2	2
ROBERTS, Zoe	2	1	2	4
CASTLEBERRY, Jordan	2	0	2	3
FRANKLIN, Sam	2	0	2	5
HARDY II, Shawn	1	1	1	3
TOTALS	32	9	35	59
1ST DOWN MONEY RECEPTIONS	1st	TD	No.	Att
COOK, Marlon	2	2	3	4
WONDEH, Asa	3	0	3	4
TANKSLEY, DeVonte	2	0	2	5
SMITH, Ajay	1	1	1	1
HARDY II, Shawn	1	1	1	2
CASTLEBERRY, Jordan	1	0	1	2
RUCKER, Trevonte	0	1	1	2
FRANKLIN, Sam	1	0	1	3
TOTALS	11	5	13	27
2ND DOWN MONEY RECEPTIONS	1st	TD	No.	Att
RUCKER, Trevonte	4	0	4	5
WONDEH, Asa	3	0	3	3
BRAY, Austin	1	1	2	2
ROBERTS, Zoe	1	0	1	2
TANKSLEY, DeVonte	1	0	1	1
FRANKLIN, Sam	1	0	1	2
TOTALS	11	1	12	18
3RD DOWN MONEY RECEPTIONS	1st	TD	No.	Att
RUCKER, Trevonte	2	1	2	2
TANKSLEY, DeVonte	2	0	2	3
CASTLEBERRY, Jordan	1	0	1	1
SMITH, Ajay	1	0	1	1
WONDEH, Asa	1	0	1	2
ROBERTS, Zoe	1	1	1	1
TOTALS	8	2	8	11
4TH DOWN MONEY RECEPTIONS	1st	TD	No.	Att
TANKSLEY, DeVonte	2	1	2	3
TOTALS	2	1	2	3



GAME-BY-GAME STARTERS

Date	Opponent	QB	RB	WR	WR	WR	TE	LT	LG	C	RG	RT
9/2	at #1 Georgia	Dent	Franklin	Cook	Roberts	Tanksley	Nelson	Olson	Hayes	Van Every	Carroll	Morgan
9/9	Missouri State	Dent	Franklin	Rucker	Roberts	Tanksley	Nelson	Olson	Tingley	Van Every	Carroll	Morgan
9/16	Houston Christian	Dent	Franklin	Rucker	Roberts	Tanksley	Bray	Olson	Tingley	Van Every	Carroll	Morgan
9/23	at North Alabama	-	-	-	-	-	-	-	-	-	-	-
9/30	Tennessee State*	-	-	-	-	-	-	-	-	-	-	-
10/7	at Eastern Illinois*	-	-	-	-	-	-	-	-	-	-	-
10/21	Charleston Southern*	-	-	-	-	-	-	-	-	-	-	-
10/28	at Gardner-Webb*	-	-	-	-	-	-	-	-	-	-	-
11/4	at Tennessee Tech*	-	-	-	-	-	-	-	-	-	-	-
11/11	Southeast Missouri*	-	-	-	-	-	-	-	-	-	-	-
11/18	at Samford	-	-	-	-	-	-	-	-	-	-	-

Date	Opponent	DE	NT	DT	OLB	LB	LB	LB/S	CB	S	S	CB
9/2	at #1 Georgia	Dotson	Johnson	Rogers	Davis	Shipp	Sharpe	Hunter	Baker	Evans	Lucas	McGoy
9/9	Missouri State	Dotson	Johnson	Rogers	Davis	Shipp	Sharpe	Hunter	Baker	Evans	Hastings	McGoy
9/16	Houston Christian	Dotson	Johnson	Rogers	Davis	Shipp	Sharpe	Almo	Baker	Evans	Lucas	McGoy
9/23	at North Alabama	-	-	-	-	-	-	-	-	-	-	-
9/30	Tennessee State*	-	-	-	-	-	-	-	-	-	-	-
10/7	at Eastern Illinois*	-	-	-	-	-	-	-	-	-	-	-
10/21	Charleston Southern*	-	-	-	-	-	-	-	-	-	-	-
10/28	at Gardner-Webb*	-	-	-	-	-	-	-	-	-	-	-
11/4	at Tennessee Tech*	-	-	-	-	-	-	-	-	-	-	-
11/11	Southeast Missouri*	-	-	-	-	-	-	-	-	-	-	-
11/18	at Samford	-	-	-	-	-	-	-	-	-	-	-

Date	Opponent	KO	PK	P	H	LS	PR	KR	KR
9/2	at #1 Georgia	Laros	Laros	Laros	Sparks	Peoples	Baker	LeFlore	Castleberry
9/9	Missouri State	Laros	Laros	Laros	Sparks	Peoples	Baker	LeFlore	Castleberry
9/16	Houston Christian	Laros	Laros	Laros	Sparks	Peoples	Baker	LeFlore	Castleberry
9/23	at North Alabama	-	-	-	-	-	-	-	-
9/30	Tennessee State*	-	-	-	-	-	-	-	-
10/7	at Eastern Illinois*	-	-	-	-	-	-	-	-
10/21	Charleston Southern*	-	-	-	-	-	-	-	-
10/28	at Gardner-Webb*	-	-	-	-	-	-	-	-
11/4	at Tennessee Tech*	-	-	-	-	-	-	-	-
11/11	Southeast Missouri*	-	-	-	-	-	-	-	-
11/18	at Samford	-	-	-	-	-	-	-	-



GAME-BY-GAME BREAKDOWN

Game	FINAL	SCORE BY QUARTER					FIRST DOWNS				RUSHING			PASSING			OFFENSE		PUNTING	FUMBLES	PENALTY	THIRD	TOTAL
	SCORE	1	2	3	4	OT	RU	PA	PN	TOT	ATT	YDS	TD	C-A-I	YDS	TD	ATT	YDS	NO-AVG	NO-LOST	NO-YDS	DOWNS	TOP
at #1 Georgia	L, 48-7	0	0	0	7	0	15	6	7	2	30	132	0	18-33-1	128	1	63	260	9-431	1-0	10-72	2-14	29:35
Missouri State	W, 38-31	17	7	0	14	0	17	7	0	24	41	405	3	14-33-0	107	2	74	512	4-178	0-0	5-35	7-14	26:20
Houston Christian	W, 66-7	14	24	21	7	0	13	18	1	32	49	270	2	27-36-0	437	6	85	707	2-94	2-1	5-45	9-15	34:23
at North Alabama	-	-	-	-	-	-	-	-	-	-	-	-	-	-	-	-	-	-	-	-	-	-	-
Tennessee State*	-	-	-	-	-	-	-	-	-	-	-	-	-	-	-	-	-	-	-	-	-	-	-
at Eastern Illinois*	-	-	-	-	-	-	-	-	-	-	-	-	-	-	-	-	-	-	-	-	-	-	-
Charleston Southern*	-	-	-	-	-	-	-	-	-	-	-	-	-	-	-	-	-	-	-	-	-	-	-
at Gardner-Webb*	-	-	-	-	-	-	-	-	-	-	-	-	-	-	-	-	-	-	-	-	-	-	-
at Tennessee Tech*	-	-	-	-	-	-	-	-	-	-	-	-	-	-	-	-	-	-	-	-	-	-	-
Southeast Missouri*	-	-	-	-	-	-	-	-	-	-	-	-	-	-	-	-	-	-	-	-	-	-	-
at Samford	-	-	-	-	-	-	-	-	-	-	-	-	-	-	-	-	-	-	-	-	-	-	-



GAME-BY-GAME PARTICIPATION


#	Name	GP/GS	UGA	MSU	HCU	UNA	TSU	EIU	CSU	GWU	TTU	SEMO	SAM
25	ABDULLAH, Isaia	2/-	XXX	XXX	...								
29	ALMO, Kaleb	3/1	XXX	XXX	START								
74	APPLETON, Mitch	2/-	...	XXX	XXX								
0	BAKER, Oshae	3/3	START	START	START								
35	BALLARD, Steven	3/-	XXX	XXX	XXX								
0	BOOKER, Ygenio	2/-	XXX	XXX	...								
85	BRAY, Austin	3/1	XXX	XXX	START								
95	BURTON, Taylor	2/-	XXX	...	XXX								
97	CAMP, Toby	3/-	XXX	XXX	XXX								
65	CARROLL, Drake	1/1	START								
3	CASTLEBERRY, Jo	3/-	XXX	XXX	XXX								
15	COOK, Glover	3/-	XXX	XXX	XXX								
9	COOK, Marlon	3/1	START	XXX	XXX								
71	CROUCH, Logan	2/-	XXX	...	XXX								
41	DAILEY, Bryce	3/-	XXX	XXX	XXX								
21	DANIEL, Robert	3/-	XXX	XXX	XXX								
8	DAVIS, Giovanni	3/3	START	START	START								
73	DAWKINS, Jabare	3/-	XXX	XXX	XXX								
8	DENT, Kinkead	3/3	START	START	START								
16	DIZADARE, Na'dr	1/-	XXX								
1	DOTSON, Daylan	3/3	START	START	START								
94	DOWELL, Christi	1/-	XXX								
87	DOWLING, Max	3/-	XXX	XXX	XXX								
17	Eaford, Ge'Mon	1/-	XXX								
76	EATON, Jason	3/-	XXX	XXX	XXX								
84	EDWARDS, Jeremi	1/-	XXX								
75	EDWARDS, Nick	3/-	XXX	XXX	XXX								
12	EVANS, Carson	3/3	START	START	START								
2	FRANKLIN, Sam	3/3	START	START	START								
80	GIBBS, Jaden	3/-	XXX	XXX	XXX								
34	GILBERT, Wyatt	3/-	XXX	XXX	XXX								
28	GUY, Vincent	3/-	XXX	XXX	XXX								
27	HAMILTON, Quinc	1/-	XXX								
81	HAMPTON, Davion	1/-	XXX								
14	HARDY II, Shawn	3/-	XXX	XXX	XXX								
24	HARRIS, Corey	1/-	XXX								
5	HASTINGS, Josh	2/1	XXX	START	...								
78	HAYES, Noah	2/1	START	...	XXX								
23	HILL, Celeycan	3/-	XXX	XXX	XXX								
7	HUNTER, Chris	3/1	START	XXX	XXX								
44	JOHNSON, Jarid	3/3	START	START	START								
22	KEY, Calvontay	1/-	XXX								
48	LAROS, Aidan	3/-	XXX	XXX	XXX								
89	LAWRENCE, Deray	3/-	XXX	XXX	XXX								
7	LeFLORE, Narkel	3/-	XXX	XXX	XXX								
19	LUCAS, Jack	3/3	START	START	START								
20	McGOY, JaMichae	3/3	START	START	START								
77	MORGAN, Lamar	2/2	START	START	...								
10	MURRAY, Davonte	3/-	XXX	XXX	XXX								
5	NELSON, DJ	2/2	START	START	...								
32	OKEKE, Kobe	2/-	XXX	...	XXX								
79	OLSON, Gavin	1/1	START								
42	PEOPLES, Colton	3/-	XXX	XXX	XXX								
30	PERKINS, Charle	3/-	XXX	XXX	XXX								
31	PIERCE, LaMario	2/-	XXX	...	XXX								
6	ROBERTS, Zoe	3/3	START	START	START								
26	ROBINSON, AJ	2/-	XXX	...	XXX								
6	ROGERS, Jay	3/3	START	START	START								
13	RUCKER, Trevont	3/2	XXX	START	START								
9	SHARPE, Jaylon	3/3	START	START	START								
11	SHIPP, Tevin	3/3	START	START	START								
18	SMITH, Ajay	3/-	XXX	XXX	XXX								
68	SMITH, Garrett	1/-	XXX								
11	SPARKS, Kody	3/-	XXX	XXX	XXX								
45	Stapleton, Chris	1/-	XXX								
91	STRICKLAND, Tys	2/-	XXX	...	XXX								
4	TANKSLEY, Devon	3/3	START	START	START								
62	TINGLEY, Josiah	1/-	XXX								
24	TRICE, Airius	3/-	XXX	XXX	XXX								
55	VAN EVERY, Vanc	1/1	START								
36	WEIR, Shamari	3/-	XXX	XXX	XXX								
17	WONDEH, Asa	3/-	XXX	XXX	XXX								

TEAM STATISTICS

Date	Opponent	Site	Result	Attendance	Top Rusher	Top Passer	Top Receiver	Top Tackler
Sept. 2	#1 Georgia	Athens, Ala.	L, 48-7	92,746	Dent (6-47-0)	Dent (18-31-128-1)	Wondeh (4-42-0)	Sharpe (9)
Sept. 9	Missouri State	Martin, Tenn.	W, 38-31	6,104	Franklin (20-259-3)	Dent (14-33-107-2)	Tanksley (4-44-0)	Evans (14)
Sept. 16	Houston Christian	Martin, Tenn.	W, 66-7	3,102	Franklin (17-127-2)	Dent (20-27-347-5)	Tanksley (6-120-1)	Almo (7)
Sept. 23	North Alabama	Florence, Ala.	-	-	-	-	-	-
Sept. 30	Tennessee State*	Martin, Tenn.	-	-	-	-	-	-
Oct. 7	Eastern Illinois*	Charleston, Ill.	-	-	-	-	-	-
Oct. 21	Charleston Southern*	Martin, Tenn.	-	-	-	-	-	-
Oct. 28	Gardner-Webb*	Boiling Springs, NC	-	-	-	-	-	-
Nov. 4	Tennessee Tech*	Cookeville, Tenn.	-	-	-	-	-	-
Nov. 11	Southeast Missouri*	Martin, Tenn.	-	-	-	-	-	-
Nov. 18	Samford	Birmingham, Ala.	-	-	-	-	-	-

TEAM STATISTICS	UTM	OPP
SCORING	111	86
Points Per Game	37.0	28.7
Points Off Turnovers	17	7
FIRST DOWNS	71	62
Rushing	36	13
Passing	32	43
Penalty	3	6
RUSHING YARDAGE	807	309
Yards gained rushing	868	374
Yards lost rushing	61	65
Rushing Attempts	120	91
Average Per Rush	6.7	3.4
Average Per Game	269.0	103.0
TDs Rushing	5	4
PASSING YARDAGE	672	976
Comp-Att-Int	59-102-1	65-117-4
Average Per Pass	6.6	8.3
Average Per Catch	11.4	15.0
Average Per Game	224.0	325.3
TDs Passing	9	6
TOTAL OFFENSE	1479	1285
Total Plays	222	208
Average Per Play	6.7	6.2
Average Per Game	493.0	428.3
KICK RETURNS: #-Yards	6-171	6-136
PUNT RETURNS: #-Yards	4-18	5-34
INT RETURNS: #-Yards	4-5	1-26
KICK RETURN AVERAGE	28.5	22.7
PUNT RETURN AVERAGE	4.5	6.8
INT RETURN AVERAGE	1.7	26.0
FUMBLES-LOST	3-1	4-2
PENALTIES-Yards	20-137	11-102
Average Per Game	45.7	34.0
PUNTS-Yards	15-703	17-698
Average Per Punt	46.9	41.1
Net punt average	40.6	40.0
KICKOFFS-Yards	20-1255	17-995
Average Per Kick	62.8	58.5
Net kick average	39.7	36.7
TIME OF POSSESSION/Game	30:29	28:12
3RD-DOWN Conversions	18/43	18/48
3rd-Down Pct	42%	38%
4TH-DOWN Conversions	4/5	3/4
4th-Down Pct	80%	75%
SACKS BY-Yards	5-22	4-32
MISC YARDS	0	0
TOUCHDOWNS SCORED	15	11
FIELD GOALS-ATTEMPTS	2-4	3-4
ON-SIDE KICKS	0-0	0-0
RED-ZONE SCORES	(9-11) 82%	(9-9) 100%
RED-ZONE TOUCHDOWNS	(7-11) 64%	(6-9) 67%
PAT-ATTEMPTS	(15-15) 100%	(11-11) 100%
ATTENDANCE	9206	92746
Games/Avg Per Game	2/4603	1/92746
Neutral Site Games		0/0

SCORE BY QUARTER	1ST	2ND	3RD	4TH	TOTAL
UT Martin	31	31	21	28	111
Opponents	21	10	21	34	86



OFFENSIVE STATISTICS

RUSHING

Name	GP	Att	Gain	Loss	Net	Avg	TD	Long	Avg/G
FRANKLIN, Sam	3	49	446	14	432	8.8	4	81	144.0
CASTLEBERRY, Jordan	3	22	133	7	126	5.7	0	30	42.0
DENT, Kinkead	3	19	137	34	103	5.4	1	26	34.3
LeFLORE, Narkel	3	14	61	0	61	4.4	0	11	20.3
HARRIS, Corey	1	6	49	0	49	8.2	0	25	49.0
COOK, Glover	3	6	42	0	42	7.0	0	16	14.0
SPARKS, Kody	3	1	0	2	-2	-2.0	0	0	-0.7
TEAM	3	3	0	4	-4	-1.3	0	0	-1.3
Total.....	3	120	868	61	807	6.7	5	81	269.0
Opponents.....	3	91	374	65	309	3.4	4	37	103.0

PASSING

Name	GP	Rating	Comp-Att-Int	Pct	Yds	TD	Lng	Avg/G
DENT, Kinkead	3	138.36	52-92-0	56.5	582	8	52	194.0
SPARKS, Kody	3	158.60	7-10-1	70.0	90	1	32	30.0
Total.....	3	140.34	59-102-1	57.8	672	9	52	224.0
Opponents.....	3	135.71	65-117-4	55.6	976	6	63	325.3

RECEIVING

Name	GP	Rec	Yds	Avg	TD	Long	Avg/G
TANKSLEY, DeVonte	3	12	167	13.9	1	35	55.7
WONDEH, Asa	3	9	141	15.7	0	52	47.0
RUCKER, Trevonte	3	9	102	11.3	2	50	34.0
COOK, Marlon	3	5	44	8.8	2	13	14.7
FRANKLIN, Sam	3	5	32	6.4	0	16	10.7
ROBERTS, Zoe	3	4	27	6.8	1	8	9.0
HARDY II, Shawn	3	3	52	17.3	1	43	17.3
CASTLEBERRY, Jordan	3	3	25	8.3	0	16	8.3
SMITH, Ajay	3	2	47	23.5	1	32	15.7
BRAY, Austin	3	2	14	7.0	1	11	4.7
LeFLORE, Narkel	3	1	8	8.0	0	8	2.7
NELSON, DJ	2	1	6	6.0	0	6	3.0
DOWLING, Max	3	1	4	4.0	0	4	1.3
BOOKER, Ygenio	2	1	2	2.0	0	2	1.0
LAWRENCE, Deray	3	1	1	1.0	0	1	0.3
Total.....	3	59	672	11.4	9	52	224.0
Opponents.....	3	65	976	15.0	6	63	325.3

INDIVIDUAL STATISTICS



SPECIAL TEAMS STATISTICS

PUNT RETURNS

Name	Ret	Yds	Avg	TD	Long
BAKER, Oshae	4	18	4.5	0	9
Total.....	4	18	4.5	0	9
Opponents.....	5	34	6.8	0	13

INTERCEPTIONS

Name	No.	Yds	Avg	TD	Long
BAKER, Oshae	1	0	0.0	0	0
GUY, Vincent	1	4	4.0	0	0
McGOY, JaMichael	1	5	5.0	0	5
PIERCE, LaMarion	1	0	0.0	0	0
Total.....	4	9	2.2	0	5
Opponents.....	1	26	26.0	1	26

KICKOFF RETURNS

Name	Ret	Yds	Avg	TD	Long
LeFLORE, Narkel	6	171	28.5	1	95
Total.....	6	171	28.5	1	95
Opponents.....	6	136	22.7	0	33

FUMBLE RETURNS

Name	Ret	Yds	Avg	TD	Long
DOTSON, Daylan	1	0	0.0	0	0
GUY, Vincent	1	-11	-11.0	0	0
Total.....	2	-11	-5.5	0	0
Opponents.....	0	0	0.0	0	0

PUNTING

Name	Punts	Yds	Avg	Lg	TB	FC	I20	50+	Blkd
LAROS, Aidan	14	674	48.1	66	3	4	4	4	0
DENT, Kinkead	1	29	29.0	29	0	0	1	0	0
Total.....	15	703	46.9	66	3	4	5	4	0
Opponents.....	17	698	41.1	55	0	6	5	2	0

KICKOFFS

Name	No.	Yds	Avg	TB	OB	Retn	Net	YdLn
LAROS, Aidan	20	1255	62.8	13	0			
Total.....	20	1255	62.8	13	0	136	39.7	25
Opponents.....	17	995	58.5	8	0	171	36.7	28

FIELD GOALS

Name	FGM-FGA	Pct	01-19	20-29	30-39	40-49	50-99	Lg
LAROS, Aidan	2-4	50.0	0-0	1-1	1-1	0-2	0-0	33

FIELD GOAL SEQUENCE BY GAME

	UT Martin	Opponents
Georgia	41	[23],[33]
Missouri State	46,[29]	48,[38]
HCU	[33]	-

Numbers in (parentheses) indicate field goal was made.



MISCELLANEOUS STATISTICS

SCORING

Name	TD	FGs	PAT Kick	PAT Rush	PAT Rcv	PAT Pass	PAT DXP	Saf	Pts
FRANKLIN, Sam	4	0-0	0-0	0-0	0	0-0	0	0	24
LAROS, Aidan	0	2-4	15-15	0-0	0	0-0	0	0	21
RUCKER, Trevonte	2	0-0	0-0	0-0	0	0-0	0	0	12
COOK, Marlon	2	0-0	0-0	0-0	0	0-0	0	0	12
TANKSLEY, DeVonte	1	0-0	0-0	0-0	0	0-0	0	0	6
DENT, Kinkead	1	0-0	0-0	0-0	0	0-0	0	0	6
BRAY, Austin	1	0-0	0-0	0-0	0	0-0	0	0	6
LeFLORE, Narkel	1	0-0	0-0	0-0	0	0-0	0	0	6
ROBERTS, Zoe	1	0-0	0-0	0-0	0	0-0	0	0	6
HARDY II, Shawn	1	0-0	0-0	0-0	0	0-0	0	0	6
SMITH, Ajay	1	0-0	0-0	0-0	0	0-0	0	0	6
Total.....	15	2-4	15-15	0-0	0	0-0	0	0	111
Opponents.....	11	3-4	11-11	0-0	0	0-0	0	0	86

TOTAL OFFENSE

Name	GP	Plays	Rush	Pass	Tot	Avg/G
DENT, Kinkead	3	111	103	582	685	228.3
FRANKLIN, Sam	3	49	432	0	432	144.0
CASTLEBERRY, Jordan	3	22	126	0	126	42.0
SPARKS, Kody	3	11	-2	90	88	29.3
LeFLORE, Narkel	3	14	61	0	61	20.3
HARRIS, Corey	1	6	49	0	49	49.0
COOK, Glover	3	6	42	0	42	14.0
TEAM	3	3	-4	0	-4	-1.3
Total.....	3	222	807	672	1479	493.0
Opponents.....	3	208	309	976	1285	428.3

ALL-PURPOSE

Name	GP	Rush	Rec	PR	KR	IR	Tot	Avg/G
FRANKLIN, Sam	3	432	32	0	0	0	464	154.7
LeFLORE, Narkel	3	61	8	0	171	0	240	80.0
TANKSLEY, DeVonte	3	0	167	0	0	0	167	55.7
CASTLEBERRY, Jordan	3	126	25	0	0	0	151	50.3
WONDEH, Asa	3	0	141	0	0	0	141	47.0
DENT, Kinkead	3	103	0	0	0	0	103	34.3
RUCKER, Trevonte	3	0	102	0	0	0	102	34.0
HARDY II, Shawn	3	0	52	0	0	0	52	17.3
HARRIS, Corey	1	49	0	0	0	0	49	49.0
SMITH, Ajay	3	0	47	0	0	0	47	15.7
COOK, Marlon	3	0	44	0	0	0	44	14.7
COOK, Glover	3	42	0	0	0	0	42	14.0
ROBERTS, Zoe	3	0	27	0	0	0	27	9.0
BAKER, Oshae	3	0	0	18	0	0	18	6.0
BRAY, Austin	3	0	14	0	0	0	14	4.7
NELSON, DJ	2	0	6	0	0	0	6	3.0
McGOY, JaMichael	3	0	0	0	0	5	5	1.7
DOWLING, Max	3	0	4	0	0	0	4	1.3
BOOKER, Ygenio	2	0	2	0	0	0	2	1.0
LAWRENCE, Deray	3	0	1	0	0	0	1	0.3
SPARKS, Kody	3	-2	0	0	0	0	-2	-0.7
TEAM	3	-4	0	0	0	0	-4	-1.3
Total.....	3	807	672	18	171	5	1673	557.7
Opponents.....	3	309	976	34	136	26	1481	493.7

INDIVIDUAL STATISTICS



DEFENSIVE STATISTICS

No.	Player	GP-GS	ST	AT	TT	TFL	Sacks	Int	PBU	QBH	FR-Yds	FF	Blk	Saf
12	EVANS, Carson	3-3	9	13	22	0.5-1	.	.	1
9	SHARPE, Jaylon	3-3	12	7	19	2.5-7	.	.	.	1
0	BAKER, Oshae	3-3	11	5	16	2.5-6	.	1-0	1	.	.	1	.	.
1	DOTSON, Daylan	3-3	5	10	15	4.0-17	1.5-8	.	1	6	1-0	.	.	.
5	HASTINGS, Josh	2-1	11	2	13	1.0-1	.	.	3
7	HUNTER, Chris	3-1	10	3	13	2.5-6
29	ALMO, Kaleb	3-1	8	3	11	0.5-1	.	.	1
8	DAVIS, Giovanni	3-3	3	8	11	3.0-5	0.5-1	.	.	1
11	SHIPP, Tevin	3-3	5	5	10	1.0-1	.	.	2	4
19	LUCAS, Jack	3-3	6	3	9	.	.	.	4	.	1-0	.	.	.
44	JOHNSON, Jarid	3-3	3	5	8	2.0-4	1.0-2	1	.	.
23	HILL, Celeycan	3-0	6	.	6	.	.	.	1
20	McGOY, JaMichael	3-3	4	2	6	.	.	1-5	2	.	.	1	.	.
6	ROGERS, Jay	3-3	.	4	4	0.5-1	.	.	.	2
10	MURRAY, Davonte	3-0	2	2	4	0.5-1	.	.	.	1
24	TRICE, Airius	3-0	2	1	3
36	WEIR, Shamari	3-0	2	1	3	2
30	PERKINS, Charles	3-0	2	1	3	1.0-4	1.0-4
25	ABDULLAH, Isaiah	2-0	.	2	2
41	DAILEY, Bryce	3-0	1	1	2	1.0-7	1.0-7
95	BURTON, Taylor	2-0	1	1	2	1.0-2	.	.	.	1
42	PEOPLES, Colton	3-0	1	1	2
34	GILBERT, Wyatt	3-0	1	1	2
97	CAMP, Toby	3-0	1	1	2
22	KEY, Calvontay	1-0	.	2	2	0.5-0	.	.	1
31	PIERCE, LaMarion	2-0	2	.	2	.	.	1-0	1
28	GUY, Vincent	3-0	1	.	1	.	.	1-0	.	.	0--11	.	.	.
48	LAROS, Aidan	3-0	.	1	1
21	DANIEL, Robert	3-0	1	.	1
15	COOK, Glover	3-0	.	1	1
17	Eaford,Ge'Mon	1-0	1	.	1	1.0-4
94	DOWELL, Christian	1-0	1	.	1
Total.....		3-0	112	86	198	25-68	5-22	4-5	18	18	2--11	3	.	.
Opponents.....		3-0	97	134	231	14.0-59	4-32	1-26	11	14	1-0	2	.	.

UT MARTIN GIVEAWAYS/TAKEAWAYS

Game	Giveaways			Takeaways			Dif.
	F	I	T	F	I	T	
Georgia	0	1	1	0	0	0	-1
Missouri State	0	0	0	1	1	2	+2
Houston Christian	1	0	1	1	3	4	+3
North Alabama	-	-	-	-	-	-	-
Tennessee State	-	-	-	-	-	-	-
Eastern Illinois	-	-	-	-	-	-	-
Charleston Southern	-	-	-	-	-	-	-
Gardner-Webb	-	-	-	-	-	-	-
Tennessee Tech	-	-	-	-	-	-	-
Southeast Missouri	-	-	-	-	-	-	-
Samford	-	-	-	-	-	-	-
Total	1	1	2	2	4	5	+4

INTERCEPTIONS

Game	No.	Yds	Avg.	TD	Long
Georgia	0	0	0	0	0
Missouri State	1	5	5.0	0	5
Houston Christian	3	4	1.3	0	4
North Alabama	-	-	-	-	-
Tennessee State	-	-	-	-	-
Eastern Illinois	-	-	-	-	-
Charleston Southern	-	-	-	-	-
Gardner-Webb	-	-	-	-	-
Tennessee Tech	-	-	-	-	-
Southeast Missouri	-	-	-	-	-
Samford	-	-	-	-	-
Total	3	9	3.0	0	5

UTM ON OPENING OFFENSIVE DRIVE

Game	1st Half	2nd Half
Georgia	Punt	Punt
Missouri State	TOUCHDOWN	Punt
Houston Christian	TOUCHDOWN	TOUCHDOWN
North Alabama	-	-
Tennessee State	-	-
Eastern Illinois	-	-
Charleston Southern	-	-
Gardner-Webb	-	-
Tennessee Tech	-	-
Southeast Missouri	-	-
Samford	-	-

UTM ON OPENING DEFENSIVE DRIVE

Game	1st Half	2nd Half
Georgia	Punt	Punt
Missouri State	Touchdown	Missed FG
Houston Christian	Punt	Interception
North Alabama	-	-
Tennessee State	-	-
Eastern Illinois	-	-
Charleston Southern	-	-
Gardner-Webb	-	-
Tennessee Tech	-	-
Southeast Missouri	-	-
Samford	-	-

SKYHAWK UNIFORM COMBINATIONS

Game	Jersey	Pants
Georgia	White	White
Missouri State	Navy	Navy
Houston Christian	Grey	Grey
North Alabama	-	-
Tennessee State	-	-
Eastern Illinois	-	-
Charleston Southern	-	-
Gardner-Webb	-	-
Tennessee Tech	-	-
Southeast Missouri	-	-
Samford	-	-

SEASON/CAREER STATISTICS

SEASON

CAREER

Rushing	gp	att	gain	loss	net	avg	td	lg	avg/g		gp	att	gain	loss	net	avg	td	lg	avg/g
FRANKLIN, Sam	3	49	446	14	432	8.8	4	81	144.0		16	141	1232	57	1175	8.3	13	89	73.4
CASTLEBERRY, Jordan	3	22	133	7	126	5.7	0	30	42.0		27	80	446	18	428	5.3	1	30	15.9
DENT, Kinkead	3	19	137	34	103	5.4	1	26	34.3		3	19	137	34	103	5.4	1	26	34.3
LeFLORE, Narkel	3	14	61	0	61	4.4	0	11	20.3		3	14	61	0	61	4.4	0	11	20.3
HARRIS, Corey	1	6	49	0	49	8.2	0	25	49.0		1	6	49	0	49	8.2	0	25	49.0
COOK, Glover	3	6	42	0	42	7.0	0	16	14.0		3	6	42	0	42	7.0	0	16	14.0
SPARKS, Kody	3	1	0	2	-2	-2.0	0	0	-0.7		14	1	0	2	-2	-2.0	0	0	-0.1
TEAM	3	3	0	4	-4	-1.3	0	0	-1.3										
Total	3	120	868	61	807	6.7	5	81	269.0										
Opponents	3	91	374	65	309	3.4	4	37	103.0										
Passing	gp	effic	comp-att-int		pct	yds	td	lg	avg/g		gp	effic	comp-att-int		pct	yds	td	lg	avg/g
DENT, Kinkead	3	138.36	52-92-0		56.5	582	8	52	194.0		3	138.36	52-92-0		56.5	582	8	52	194.0
SPARKS, Kody	3	158.60	7-10-1		70.0	90	1	32	30.0		14	158.60	7-10-1		70.0	90	1	32	6.4
Total	3	140.34	59-102-1		57.8	672	9	52	224.0										
Opponents	3	135.71	65-117-4		55.6	976	6	63	325.3										
Receiving	gp	no.	yds	avg	td	lg	avg/g				gp	no.	yds	avg	td	lg	avg/g		
TANKSLEY, DeVonte	3	12	167	13.9	1	35	55.7				15	70	835	11.9	2	69	55.7		
WONDEH, Asa	3	9	141	15.7	0	52	47.0				3	9	141	15.7	0	52	47.0		
RUCKER, Trevonte	3	9	102	11.3	2	50	34.0				3	9	102	11.3	2	50	34.0		
COOK, Marlon	3	5	44	8.8	2	13	14.7				3	5	44	8.8	2	13	14.7		
FRANKLIN, Sam	3	5	32	6.4	0	16	10.7				16	18	89	4.9	0	18	5.6		
ROBERTS, Zoe	3	4	27	6.8	1	8	9.0				25	41	325	7.9	6	54	13.0		
HARDY II, Shawn	3	3	52	17.3	1	43	17.3				3	3	52	17.3	1	43	17.3		
CASTLEBERRY, Jordan	3	3	25	8.3	0	16	8.3				27	8	83	10.4	0	25	3.1		
SMITH, Ajay	3	2	47	23.5	1	32	15.7				13	3	56	18.7	1	32	4.3		
BRAY, Austin	3	2	14	7.0	1	11	4.7				13	2	14	7.0	1	11	1.1		
LeFLORE, Narkel	3	1	8	8.0	0	8	2.7				3	1	8	8.0	0	8	2.7		
NELSON, DJ	2	1	6	6.0	0	6	3.0				17	24	279	11.6	6	70	16.4		
DOWLING, Max	3	1	4	4.0	0	4	1.3				3	1	4	4.0	0	4	1.3		
BOOKER, Ygenio	2	1	2	2.0	0	2	1.0				2	1	2	2.0	0	2	1.0		
LAWRENCE, Deray	3	1	1	1.0	0	1	0.3				40	11	142	12.9	1	62	3.5		
Total	3	59	672	11.4	9	52	224.0												
Opponents	3	65	976	15.0	6	63	325.3												
Total Offense	g	plays	rush	pass	total	avg/g					g	plays	rush	pass	total	avg/g			
DENT, Kinkead	3	111	103	582	685	228.3					3	111	103	582	685	228.3			
FRANKLIN, Sam	3	49	432	0	432	144.0					16	141	1175	0	1175	73.4			
CASTLEBERRY, Jordan	3	22	126	0	126	42.0					27	80	428	0	428	15.9			
SPARKS, Kody	3	11	-2	90	88	29.3					14	11	-2	90	88	6.3			
LeFLORE, Narkel	3	14	61	0	61	20.3					3	14	61	0	61	20.3			
HARRIS, Corey	1	6	49	0	49	49.0					1	6	49	0	49	49.0			
COOK, Glover	3	6	42	0	42	14.0					3	6	42	0	42	14.0			
TEAM	3	3	-4	0	-4	-1.3													
Total	3	222	807	672	1479	493.0													
Opponents	3	208	309	976	1285	428.3													

SEASON/CAREER STATISTICS

SEASON

CAREER

Scoring			PAT									PAT						
	td	fg	kick	rush	rcv	pass	dxp	saf	pts	td	fg	kick	rush	rcv	pass	dxp	saf	pts
FRANKLIN, Sam	4	-	-	-	-	-	-	-	24	13	-	-	-	-	-	-	-	78
LAROS, Aidan	-	2-4	15-15	-	-	-	-	-	21	-	2-4	15-15	-	-	-	-	-	21
COOK, Marlon	2	-	-	-	-	-	-	-	12	2	-	-	-	-	-	-	-	12
RUCKER, Trevonte	2	-	-	-	-	-	-	-	12	2	-	-	-	-	-	-	-	12
SMITH, Ajay	1	-	-	-	-	-	-	-	6	1	-	-	-	-	-	-	-	6
LeFLORE, Narkel	1	-	-	-	-	-	-	-	6	1	-	-	-	-	-	-	-	6
BRAY, Austin	1	-	-	-	-	-	-	-	6	1	-	-	-	-	-	-	-	6
HARDY II, Shawn	1	-	-	-	-	-	-	-	6	1	-	-	-	-	-	-	-	6
ROBERTS, Zoe	1	-	-	-	-	-	-	-	6	7	-	-	-	-	-	-	-	42
TANKSLEY, DeVonte	1	-	-	-	-	-	-	-	6	2	-	-	-	-	-	-	-	12
DENT, Kinkead	1	-	-	-	-	-	-	-	6	1	-	-	-	-	-	-	-	6
Total	15	2-4	15-15	-	-	-	-	-	111									
Opponents	11	3-4	11-11	-	-	-	-	-	86									

Punt Returns	no.	yds	avg	td	lg	no.	yds	avg	td	lg
BAKER, Oshae	4	18	4.5	0	9	17	98	5.8	0	15
Total	4	18	4.5	0	9					
Opponents	5	34	6.8	0	13					

Kick Returns	no.	yds	avg	td	lg	no.	yds	avg	td	lg
LeFLORE, Narkel	6	171	28.5	1	95	6	171	28.5	1	95
Total	6	171	28.5	1	95					
Opponents	6	136	22.7	0	33					

Interceptions	no.	yds	avg	td	lg	no.	yds	avg	td	lg
BAKER, Oshae	1	0	0.0	0	0	6	88	14.7	1	41
PIERCE, LaMarion	1	0	0.0	0	0	1	0	0.0	0	0
GUY, Vincent	1	0	0.0	0	0	2	24	12.0	0	24
McGOY, JaMichael	1	5	5.0	0	5	1	5	5.0	0	5
Total	4	5	1.2	0	5					
Opponents	1	26	26.0	1	26					

Fumble Returns	no.	yds	avg	td	lg	no.	yds	avg	td	lg
GUY, Vincent	1	-11	-11.0	0	0	1	-11	-11.0	0	0
DOTSON, Daylan	1	0	0.0	0	0	2	3	1.5	1	3
Total	2	-11	-5.5	0	0					
Opponents	0	0	0.0	0	0					

SEASON/CAREER STATISTICS

SEASON

CAREER

All Purpose	g	rush	rcv	pr	kr	ir	total	avg/g		g	rush	rcv	pr	kr	ir	total	avg/g
FRANKLIN, Sam	3	432	32	0	0	0	464	154.7		16	1175	89	0	160	0	1424	89.0
LeFLORE, Narke	3	61	8	0	171	0	240	80.0		3	61	8	0	171	0	240	80.0
TANKSLEY, DeV	3	0	167	0	0	0	167	55.7		15	29	835	7	27	0	898	59.9
CASTLEBERRY,	3	126	25	0	0	0	151	50.3		27	428	83	0	56	0	567	21.0
WONDEH, Asa	3	0	141	0	0	0	141	47.0		3	0	141	0	0	0	141	47.0
DENT, Kinkead	3	103	0	0	0	0	103	34.3		3	103	0	0	0	0	103	34.3
RUCKER, Trevo	3	0	102	0	0	0	102	34.0		3	0	102	0	0	0	102	34.0
HARDY II, Shaw	3	0	52	0	0	0	52	17.3		3	0	52	0	0	0	52	17.3
HARRIS, Corey	1	49	0	0	0	0	49	49.0		1	49	0	0	0	0	49	49.0
SMITH, Ajay	3	0	47	0	0	0	47	15.7		13	0	56	0	4	0	60	4.6
COOK, Marlon	3	0	44	0	0	0	44	14.7		3	0	44	0	0	0	44	14.7
COOK, Glover	3	42	0	0	0	0	42	14.0		3	42	0	0	0	0	42	14.0
ROBERTS, Zoe	3	0	27	0	0	0	27	9.0		25	14	325	0	29	0	368	14.7
BAKER, Oshae	3	0	0	18	0	0	18	6.0		31	0	0	98	266	88	452	14.6
BRAY, Austin	3	0	14	0	0	0	14	4.7		13	0	14	0	0	0	14	1.1
NELSON, DJ	2	0	6	0	0	0	6	3.0		17	0	279	0	0	0	279	16.4
McGOY, JaMich	3	0	0	0	0	5	5	1.7		17	0	0	0	0	5	5	0.3
DOWLING, Max	3	0	4	0	0	0	4	1.3		3	0	4	0	0	0	4	1.3
BOOKER, Ygeni	2	0	2	0	0	0	2	1.0		2	0	2	0	0	0	2	1.0
LAWRENCE, Der	3	0	1	0	0	0	1	0.3		40	16	142	0	0	0	158	4.0
SPARKS, Kody	3	-2	0	0	0	0	-2	-0.7		14	-2	0	0	0	0	-2	-0.1
TEAM	3	-4	0	0	0	0	-4	-1.3									
Total	3	807	672	18	171	5	1673	557.7									
Opponents	3	309	976	34	136	26	1481	493.7									

Field Goals	att	good	long	blkd		att	good	long	blkd
LAROS, Aidan	4	2	33	0		4	2	33	0
Total	4	2	33	0					
Opponents	4	3	38	0					

Punting	no.	yds	avg	lg	blk		no.	yds	avg	lg	blk
LAROS, Aidan	14	674	48.1	66	0		14	674	48.1	66	0
DENT, Kinkead	1	29	29.0	29	0		1	29	29.0	29	0
Total	15	703	46.9	66	0						
Opponents	17	698	41.1	55	0						

Kickoffs	no.	yds	avg	tb	ob		no.	yds	avg	tb	ob
LAROS, Aidan	20	1255	62.8	13	0		20	1255	62.8	13	0
Total	20	1255	62.8	13	0						
Opponents	17	995	58.5	8	0						

SEASON/CAREER STATISTICS

SEASON													CAREER												
##	Defensive Leaders	gp	ua	a	total	tfl	sack	int	pbu	fr	ff	blk	gp	ua	a	total	tfl	sack	int	pbu	fr	ff	blk		
12	EVANS, Carson	3	9	13	22	0.5	.	.	1	.	.	.	34	40	72	112	2.5	.	1	9	3	.	.		
9D	SHARPE, Jaylon	3	12	7	19	2.5	14	12	14	26	3.0		
0D	BAKER, Oshae	3	11	5	16	2.5	.	1	1	1	.	.	31	76	59	135	11.0	2.5	6	19	2	1	2		
1	DOTSON, Daylan	3	5	10	15	4.0	1.5	.	1	1	.	.	31	30	53	83	22.0	12.5	.	2	4	5	1		
7D	HUNTER, Chris	3	10	3	13	2.5	34	35	38	73	11.0	2.5	.	.	1	1	1		
5D	HASTINGS, Josh	2	11	2	13	1.0	.	.	3	.	.	.	2	11	2	13	1.0	.	.	3	.	.	.		
29	ALMO, Kaleb	3	8	3	11	0.5	.	.	1	.	.	.	12	8	4	12	0.5	.	.	1	.	.	.		
8D	DAVIS, Giovanni	3	3	8	11	3.0	0.5	32	20	41	61	13.0	4.0	1	1	1	1	.		
11	SHIPP, Tevin	3	5	5	10	1.0	.	.	2	.	.	.	33	31	35	66	10.0	.	1	7	.	1	.		
19	LUCAS, Jack	3	6	3	9	0.0	.	.	4	1	.	.	30	11	15	26	0.5	.	.	4	1	.	.		
44	JOHNSON, Jarid	3	3	5	8	2.0	1.0	.	.	.	1	.	20	3	25	28	2.5	1.0	.	.	.	1	.		
23	HILL, Celeycan	3	6	.	6	0.0	.	.	1	.	.	.	3	6	.	6	0.0	.	.	1	.	.	.		
20	McGOY, JaMichael	3	4	2	6	0.0	.	1	2	.	1	.	17	10	13	23	0.0	.	1	3	.	1	.		
10	MURRAY, Davonte	3	2	2	4	0.5	3	2	2	4	0.5		
6D	ROGERS, Jay	3	.	4	4	0.5	27	18	34	52	8.0	2.5	.	.	2	1	.		
24	TRICE, Airius	3	2	1	3	0.0	11	2	1	3	0.0		
36	WEIR, Shamari	3	2	1	3	0.0	21	8	6	14	0.0		
30	PERKINS, Charles	3	2	1	3	1.0	1.0	5	2	1	3	1.0	1.0		
95	BURTON, Taylor	2	1	1	2	1.0	2	1	1	2	1.0		
31	PIERCE, LaMarion	2	2	.	2	0.0	.	1	1	.	.	.	4	2	.	2	0.0	.	1	1	.	.	.		
42	PEOPLES, Colton	3	1	1	2	0.0	3	1	1	2	0.0		
34	GILBERT, Wyatt	3	1	1	2	0.0	4	1	1	2	0.0		
25	ABDULLAH, Isaiah	2	.	2	2	0.0	28	8	12	20	1.5	.	.	1	.	.	.		
97	CAMP, Toby	3	1	1	2	0.0	11	1	5	6	0.5	0.5	.	1	.	.	.		
22	KEY, Calvontay	1	.	2	2	0.5	.	.	1	.	.	.	1	.	2	2	0.5	.	.	1	.	.	.		
41	DAILEY, Bryce	3	1	1	2	1.0	1.0	4	1	1	2	1.0	1.0		
1E	Eaford, Ge'Mon	1	1	.	1	1.0	1	1	.	1	1.0		
94	DOWELL, Christian	1	1	.	1	0.0	21	6	20	26	2.0	.	.	1	.	.	.		
15	COOK, Glover	3	.	1	1	0.0	3	.	1	1	0.0		
21	DANIEL, Robert	3	1	.	1	0.0	3	1	.	1	0.0		
28	GUY, Vincent	3	1	.	1	0.0	.	1	20	8	6	14	1.5	.	2	2	.	.	.		
48	LAROS, Aidan	3	.	1	1	0.0	3	.	1	1	0.0		
Total		3	112	86	198	25	5	4	18	2	3	.													
Opponents		3	97	134	231	14	4	1	11	1	2	.													

INDIVIDUAL GAME-BY-GAME STATS

OFFENSIVE GAME-BY-GAME

PASSING

#8 DENT, Kinkead	Att	Comp	Int	Pct	Yards	TD	Long	Sack	Yds	Effic
Georgia	32	18	0	56.2	128	1	17	1	4	100.2
Missouri State	33	14	0	42.4	107	2	14	2	18	89.7
HCU	27	20	0	74.1	347	5	52	1	10	243.1
TOTALS	92	52	0	56.5	582	8	52	4	32	138.4

#11 SPARKS, Kody	Att	Comp	Int	Pct	Yards	TD	Long	Sack	Yds	Effic
Georgia	1	0	1	0.0	0	0	0	0	0	-200.0
HCU	9	7	0	77.8	90	1	32	0	0	198.4
TOTALS	10	7	1	70.0	90	1	32	0	0	158.6

RUSHING

Name	No-Yds/TD	UGA	MSU	HCU	UNA	TSU	EIU	CSU	GWU	TTU	SEMO	SAM
FRANKLIN, Sam	49-432/4	12-46/0	20-259/3	17-127/1	-	-	-	-	-	-	-	-
CASTLEBERRY, Jo	22-126/0	8-31/0	6-66/0	8-29/0	-	-	-	-	-	-	-	-
DENT, Kinkead	19-103/1	6-47/0	8-48/0	5-8/1	-	-	-	-	-	-	-	-
LeFLORE, Narkel	14-61/0	3-10/0	6-33/0	5-18/0	-	-	-	-	-	-	-	-
HARRIS, Corey	6-49/0	DNP	DNP	6-49/0	-	-	-	-	-	-	-	-
COOK, Glover	6-42/0	-	-	6-42/0	-	-	-	-	-	-	-	-
SPARKS, Kody	1--2/0	-	-	1--2/0	-	-	-	-	-	-	-	-
TEAM	3--4/0	1--2/0	1--1/0	1--1/0	-	-	-	-	-	-	-	-

RECEIVING

Name	No-Yds/TD	UGA	MSU	HCU	UNA	TSU	EIU	CSU	GWU	TTU	SEMO	SAM
TANKSLEY, Devon	12-167/1	2-3/0	4-44/0	6-120/1	-	-	-	-	-	-	-	-
WONDEH, Asa	9-141/0	4-42/0	-	5-99/0	-	-	-	-	-	-	-	-
RUCKER, Trevont	9-102/2	3-17/1	3-20/0	3-65/1	-	-	-	-	-	-	-	-
HARDY II, Shawn	3-52/1	-	1-2/0	2-50/1	-	-	-	-	-	-	-	-
SMITH, Ajay	2-47/1	-	-	2-47/1	-	-	-	-	-	-	-	-
COOK, Marlon	5-44/2	1-9/0	2-19/1	2-16/1	-	-	-	-	-	-	-	-
FRANKLIN, Sam	5-32/0	2-18/0	-	3-14/0	-	-	-	-	-	-	-	-
ROBERTS, Zoe	4-27/1	1-6/0	1-7/0	2-14/1	-	-	-	-	-	-	-	-
CASTLEBERRY, Jo	3-25/0	3-25/0	-	-	-	-	-	-	-	-	-	-
BRAY, Austin	2-14/1	-	1-3/1	1-11/0	-	-	-	-	-	-	-	-
LeFLORE, Narkel	1-8/0	-	1-8/0	-	-	-	-	-	-	-	-	-
NELSON, DJ	1-6/0	1-6/0	-	DNP	-	-	-	-	-	-	-	-
DOWLING, Max	1-4/0	-	1-4/0	-	-	-	-	-	-	-	-	-
BOOKER, Ygenio	1-2/0	1-2/0	-	DNP	-	-	-	-	-	-	-	-
LAWRENCE, Deray	1-1/0	-	-	1-1/0	-	-	-	-	-	-	-	-



DEFENSIVE GAME-BY-GAME

TOTAL TACKLES

Name	UA-A	TOT	UGA	MSU	HCU	UNA	TSU	EIU	CSU	GWU	TTU	SEMO	SAM
EVANS, Carson	9-13	22	2-2	5-9	2-2	-	-	-	-	-	-	-	-
SHARPE, Jaylon	12-7	19	4-4	5-2	3-1	-	-	-	-	-	-	-	-
BAKER, Oshae	11-5	16	5-0	5-5	1-0	-	-	-	-	-	-	-	-
DOTSON, Daylan	5-10	15	1-1	3-7	1-2	-	-	-	-	-	-	-	-
HASTINGS, Josh	11-2	13	5-0	6-2	DNP	-	-	-	-	-	-	-	-
HUNTER, Chris	10-3	13	5-2	3-1	2-0	-	-	-	-	-	-	-	-
ALMO, Kaleb	8-3	11	3-0	1-0	4-3	-	-	-	-	-	-	-	-
DAVIS, Giovanni	3-8	11	2-3	1-3	0-2	-	-	-	-	-	-	-	-
SHIPP, Tevin	5-5	10	3-0	1-2	1-3	-	-	-	-	-	-	-	-
LUCAS, Jack	6-3	9	3-0	3-2	0-1	-	-	-	-	-	-	-	-
JOHNSON, Jarid	3-5	8	2-1	1-2	0-2	-	-	-	-	-	-	-	-
HILL, Celeycan	6-0	6	3-0	1-0	2-0	-	-	-	-	-	-	-	-
McGOY, JaMichae	4-2	6	1-0	0-2	3-0	-	-	-	-	-	-	-	-
ROGERS, Jay	0-4	4	-	0-3	0-1	-	-	-	-	-	-	-	-
MURRAY, Davonte	2-2	4	0-1	2-1	-	-	-	-	-	-	-	-	-
TRICE, Airius	2-1	3	-	1-0	1-1	-	-	-	-	-	-	-	-
PERKINS, Charle	2-1	3	-	0-1	2-0	-	-	-	-	-	-	-	-
WEIR, Shamari	2-1	3	1-1	1-0	-	-	-	-	-	-	-	-	-
CAMP, Toby	1-1	2	1-1	-	-	-	-	-	-	-	-	-	-
DAILEY, Bryce	1-1	2	-	0-1	1-0	-	-	-	-	-	-	-	-
PEOPLES, Colton	1-1	2	1-0	0-1	-	-	-	-	-	-	-	-	-
GILBERT, Wyatt	1-1	2	-	1-1	-	-	-	-	-	-	-	-	-
ABDULLAH, Isaia	0-2	2	0-1	0-1	DNP	-	-	-	-	-	-	-	-
PIERCE, LaMario	2-0	2	1-0	DNP	1-0	-	-	-	-	-	-	-	-
BURTON, Taylor	1-1	2	-	DNP	1-1	-	-	-	-	-	-	-	-
KEY, Calvontay	0-2	2	0-2	DNP	DNP	-	-	-	-	-	-	-	-
DANIEL, Robert	1-0	1	-	-	1-0	-	-	-	-	-	-	-	-
LAROS, Aidan	0-1	1	-	-	0-1	-	-	-	-	-	-	-	-
GUY, Vincent	1-0	1	1-0	-	-	-	-	-	-	-	-	-	-
COOK, Glover	0-1	1	0-1	-	-	-	-	-	-	-	-	-	-
DOWELL, Christi	1-0	1	1-0	DNP	DNP	-	-	-	-	-	-	-	-
Eaford, Ge'Mon	1-0	1	DNP	DNP	1-0	-	-	-	-	-	-	-	-



DEFENSIVE GAME-BY-GAME

FUMBLES LOST

Name	No-Lost	UGA	MSU	HCU	UNA	TUS	EIU	CSU	GWU	TTU	SEMO	SAM
LeFLORE, Narkel	1-0	1-0	-	-	-	-	-	-	-	-	-	-
CASTLEBERRY, Jordan	1-1	-	-	1-1	-	-	-	-	-	-	-	-
FRANKLIN, Sam	1-0	-	-	1-0	-	-	-	-	-	-	-	-

FUMBLES FORCED

Name	Number	UGA	MSU	HCU	UNA	TUS	EIU	CSU	GWU	TTU	SEMO	SAM
JOHNSON, Jarid	1	-	1	-	-	-	-	-	-	-	-	-
BAKER, Oshae	1	1	-	-	-	-	-	-	-	-	-	-
McGOY, JaMichae	1	-	-	1	-	-	-	-	-	-	-	-

FUMBLES RECOVERED

Name	Number	UGA	MSU	HCU	UNA	TUS	EIU	CSU	GWU	TTU	SEMO	SAM
LUCAS, Jack	1	-	-	1	-	-	-	-	-	-	-	-
DOTSON, Daylan	1	-	1	-	-	-	-	-	-	-	-	-



DEFENSIVE GAME-BY-GAME

TACKLES FOR LOSS

Name	UA-A	TOT	UGA	MSU	HCU	UNA	TSU	EIU	CSU	GWU	TTU	SEMO	SAM
DOTSON, Daylan	2-4	4.0	-	2.5-9	1.5-8	-	-	-	-	-	-	-	-
DAVIS, Giovanni	1-4	3.0	-	2.5-4	0.5-1	-	-	-	-	-	-	-	-
BAKER, Oshae	2-1	2.5	1.0-4	1.5-2	-	-	-	-	-	-	-	-	-
SHARPE, Jaylon	2-1	2.5	0.5-1	1.0-1	1.0-5	-	-	-	-	-	-	-	-
HUNTER, Chris	2-1	2.5	1.0-4	0.5-1	1.0-1	-	-	-	-	-	-	-	-
JOHNSON, Jarid	1-2	2.0	0.5-1	1.0-2	0.5-1	-	-	-	-	-	-	-	-
HASTINGS, Josh	1-0	1.0	-	1.0-1	DNP	-	-	-	-	-	-	-	-
BURTON, Taylor	1-0	1.0	-	DNP	1.0-2	-	-	-	-	-	-	-	-
Eaford, Ge'Mon	1-0	1.0	DNP	DNP	1.0-4	-	-	-	-	-	-	-	-
DAILEY, Bryce	1-0	1.0	-	-	1.0-7	-	-	-	-	-	-	-	-
PERKINS, Charle	1-0	1.0	-	-	1.0-4	-	-	-	-	-	-	-	-
SHIPP, Tevin	0-2	1.0	-	-	1.0-1	-	-	-	-	-	-	-	-
EVANS, Carson	0-1	0.5	-	0.5-1	-	-	-	-	-	-	-	-	-
ROGERS, Jay	0-1	0.5	-	0.5-1	-	-	-	-	-	-	-	-	-
KEY, Calvontay	0-1	0.5	0.5-0	DNP	DNP	-	-	-	-	-	-	-	-
ALMO, Kaleb	0-1	0.5	-	-	0.5-1	-	-	-	-	-	-	-	-
MURRAY, Davonte	0-1	0.5	0.5-1	-	-	-	-	-	-	-	-	-	-

SACKS

Name	UA-A	TOT	UGA	MSU	HCU	UNA	TSU	EIU	CSU	GWU	TTU	SEMO	SAM
DOTSON, Daylan	1-1	1.5	-	-	1.5-8	-	-	-	-	-	-	-	-
PERKINS, Charle	1-0	1.0	-	-	1.0-4	-	-	-	-	-	-	-	-
JOHNSON, Jarid	1-0	1.0	-	1.0-2	-	-	-	-	-	-	-	-	-
DAILEY, Bryce	1-0	1.0	-	-	1.0-7	-	-	-	-	-	-	-	-
DAVIS, Giovanni	0-1	0.5	-	-	0.5-1	-	-	-	-	-	-	-	-



SPECIAL TEAMS GAME-BY-GAME

PUNT RETURNS

Name	No-Yds	UGA	MSU	HCU	UNA	TSU	EIU	CSU	GWU	TTU	SEMO	SAM
BAKER, Oshae	4-18	-	2-4	2-14	-	-	-	-	-	-	-	-

KICK RETURNS

Name	No-Yds	UGA	MSU	HCU	UNA	TSU	EIU	CSU	GWU	TTU	SEMO	SAM
LeFLORE, Narkel	6-171	1-7	3-41	2-123	-	-	-	-	-	-	-	-

FIELD GOALS

Name	FG-FGA (LG)	UGA	MSU	HCU	UNA	TSU	EIU	CSU	GWU	TTU	SEMO	SAM
LAROS, Aidan	2-4 (33)	0-1	1-2 (29)	1-1 (33)	-	-	-	-	-	-	-	-

PUNTING

Name	No-Yds-Avg	UGA	MSU	HCU	UNA	TSU	EIU	CSU
LAROS, Aidan	14-674-48.1	8-402-50.2	4-178-44.5	2-94-47.0	-	-	-	-
		GWU	TTU	SEMO	SAM			
		-	-	-	-			

UT MARTIN GAME-BY-GAME STATISTICS

Date	Opponent	RUSHING				RECEIVING				PASSING				KICK RET				PUNT RET				Tot Off	
		No.	Yds	TD	Lg	No.	Yds	TD	Lg	Cmp	Att	Int	Yds	TD	Lg	No	Yds	TD	Lg	No	Yds		TD
Sep 02, 2023	at #1 Georgia	30	132	0	26	18	128	1	17	18	33	1	17	1	7	0	0	0	0	0	0	0	260
Sep 09, 2023	MISSOURI STATE	41	405	3	81	14	107	2	14	14	33	0	14	3	41	0	21	2	4	0	4	512	
Sep 16, 2023	HCU	49	270	2	46	27	437	6	52	27	36	0	52	2	123	1	95	2	14	0	9	707	
	Totals	120	807	5	81	59	672	9	52	59	102	1	52	6	171	1	95	4	18	0	9	1479	
	Opponent	91	309	4	37	65	976	6	63	65	117	4	63	6	136	0	33	5	34	0	13	1285	

Games: 3 Avg/rush: 6.7 Avg/catch: 11.4 Pass effic: 140.34 KR avg: 28.5 PR avg: 4.5 All purpose avg/game: 557.7 Total offense avg/gm: 493.0

Date	Opponent	TACKLES				SACKS	FUMBLE		PASS DEFENSE			BLKD	PAT			OFF	
		Solo	Ast	Total	TFL-Yds	No-Yds	FF	FR-Yds	Int-Yds	QBH	Brk	Kick	Att-Mad	Run	Rcv	Saf	Pts
Sep 02, 2023	at #1 Georgia	45	20	65	4.0-11	0.0-0	1	0-0	0-0	0	3	0	1-1	0	0	0	7
Sep 09, 2023	MISSOURI STATE	40	46	86	11.0-22	1.0-2	1	1-0	1-5	6	10	0	5-5	0	0	0	38
Sep 16, 2023	HCU	27	20	47	10.0-35	4.0-20	1	1--11	3-0	12	5	0	9-9	0	0	0	66
	Totals	112	86	198	25.0-68	5.0-22	3	2--11	4-5	18	18	0	15-15	0	0	0	111
	Opponent	97	134	231	14.0-59	4.0-32	2	1-0	1-26	14	11	0	11-11	0	0	0	86

		PUNTING									FIELD GOALS			KICKOFFS				
Date	Opponent	No	Yds	Avg	Long	Blkd	TB	FC	50+	I20	Att-Made	Lg	Blkd	No	Yds	Avg	TB	OB
Sep 02, 2023	at #1 Georgia	9	431	47.9	66	0	1	4	4	3	1-0	0	0	2	130	65.0	1	0
Sep 09, 2023	MISSOURI STATE	4	178	44.5	48	0	0	0	0	2	2-1	29	0	7	445	63.6	4	0
Sep 16, 2023	HCU	2	94	47.0	48	0	2	0	0	0	1-1	33	0	11	680	61.8	8	0
	Totals	15	703	46.9	66	0	3	4	4	5	4-2	33	0	20	1255	62.8	13	0
	Opponent	17	698	41.1	55	0	0	6	2	5	4-3	38	0	17	995	58.5	8	0

OPPONENT GAME-BY-GAME STATISTICS

Date	Opponent	RUSHING				RECEIVING				PASSING				KICK RET				PUNT RET				Tot Off	
		No.	Yds	TD	Lg	No.	Yds	TD	Lg	Cmp	Att	Int	Yds	TD	Lg	No	Yds	TD	Lg	No	Yds		TD
Sep 02, 2023	at #1 Georgia	30	159	3	37	26	400	2	56	26-40-0		400	2	56	1	31	0	31	2	19	0	13	559
Sep 09, 2023	MISSOURI STATE	36	111	1	22	27	402	3	40	27-48-1		402	3	40	3	45	0	16	3	15	0	7	513
Sep 16, 2023	HCU	25	39	0	18	12	174	1	63	12-29-3		174	1	63	2	60	0	33	0	0	0	0	213
	Opponent totals	91	309	4	37	65	976	6	63	65-117-4		976	6	63	6	136	0	33	5	34	0	13	1285
	UT Martin	120	807	5	81	59	672	9	52	59-102-1		672	9	52	6	171	1	95	4	18	0	9	1479

Games: 3 Avg/rush: 3.4 Avg/catch: 15.0 Pass effic: 135.71 KR avg: 22.7 PR avg: 6.8 All purpose avg/game: 493.7 Total offense avg/gm: 428.3

		TACKLES				SACKS	FUMBLE		PASS DEFENSE			BLKD	PAT			OFF	
Date	Opponent	Solo	Ast	Total	TFL-Yds	No-Yds	FF	FR-Yds	Int-Yds	QBH	Brk	Kick	Att-Mad	Run	Rcv	Saf	Pts
Sep 02, 2023	at #1 Georgia	28	28	56	4.0-13	1.0-4	0	0-0	1-26	0	2	0	6-6	0	0	0	48
Sep 09, 2023	MISSOURI STATE	31	48	79	3.0-20	2.0-18	0	0-0	0-0	12	6	0	4-4	0	0	0	31
Sep 16, 2023	HCU	38	58	96	7.0-26	1.0-10	2	1-0	0-0	2	3	0	1-1	0	0	0	7
	Opponent totals	97	134	231	14.0-59	4.0-32	2	1-0	1-26	14	11	0	11-11	0	0	0	86
	UT Martin	112	86	198	25.0-68	5.0-22	3	2--11	4-5	18	18	0	15-15	0	0	0	111

		PUNTING									FIELD GOALS			KICKOFFS				
Date	Opponent	No	Yds	Avg	Long	Blkd	TB	FC	50+	I20	Att-Made	Lg	Blkd	No	Yds	Avg	TB	OB
Sep 02, 2023	at #1 Georgia	5	223	44.6	53	0	0	3	1	2	2-2	33	0	9	557	61.9	7	0
Sep 09, 2023	MISSOURI STATE	4	182	45.5	55	0	0	2	1	1	2-1	38	0	6	314	52.3	1	0
Sep 16, 2023	HCU	8	293	36.6	47	0	0	1	0	2	0-0	0	0	2	124	62.0	0	0
	Opponent totals	17	698	41.1	55	0	0	6	2	5	4-3	38	0	17	995	58.5	8	0
	UT Martin	15	703	46.9	66	0	3	4	4	5	4-2	33	0	20	1255	62.8	13	0

BY-QUARTER STATISTICS

3RD-DOWN CONVERSIONS

Date	Opponent	Score	Overall		1st Qtr		2nd Qtr		3rd Qtr		4th Qtr		Overtime	
Sep 02	at #1 Georgia	L 7-48	2-14	14.3%	0-3	0.0%	0-3	0.0%	0-3	0.0%	2-5	40.0%		
Sep 09	Missouri State	W 38-31	7-14	50.0%	3-5	60.0%	4-6	66.7%	0-2	0.0%	0-1	0.0%		
Sep 16	HCU	W 66-7	9-15	60.0%	2-4	50.0%	3-4	75.0%	2-5	40.0%	2-2	100.0%		
UT Martin			18-43	41.9%	5-12	41.7%	7-13	53.8%	2-10	20.0%	4-8	50.0%	0-0	0.0%
Opponents			18-48	37.5%	3-11	27.3%	5-14	35.7%	4-13	30.8%	6-10	60.0%	0-0	0.0%

4TH-DOWN CONVERSIONS

Date	Opponent	Score	Overall		1st Qtr		2nd Qtr		3rd Qtr		4th Qtr		Overtime	
Sep 02	at #1 Georgia	L 7-48	1-1	100.0%	0-0	0.0%	0-0	0.0%	0-0	0.0%	1-1	100.0%		
Sep 09	Missouri State	W 38-31	0-1	0.0%	0-0	0.0%	0-1	0.0%	0-0	0.0%	0-0	0.0%		
Sep 16	HCU	W 66-7	3-3	100.0%	1-1	100.0%	0-0	0.0%	2-2	100.0%	0-0	0.0%		
UT Martin			4-5	80.0%	1-1	100.0%	0-1	0.0%	2-2	100.0%	1-1	100.0%	0-0	0.0%
Opponents			3-4	75.0%	0-0	0.0%	0-1	0.0%	2-2	100.0%	1-1	100.0%	0-0	0.0%

TIME OF POSSESSION

Date	Opponent	Score	Overall		1st Qtr		2nd Qtr		3rd Qtr		4th Qtr		Overtime	
Sep 02	at #1 Georgia	L 7-48	28:12		7:59		5:38		4:42		9:53			
Sep 09	Missouri State	W 38-31	24:54		8:52		8:56		1:22		5:44			
Sep 16	HCU	W 66-7	38:22		8:15		9:09		9:49		11:09			
UT Martin			Total	91:28	25:06		23:43		15:53		26:46		0:00	
			Avg.	30:29	8:22		7:54		5:17		8:55		0:00	
Opponents			Total	84:37	19:54		21:17		25:12		18:14		0:00	
			Avg.	28:12	6:38		7:05		8:24		6:04		0:00	

REDZONE STATISTICS

UT MARTIN INSIDE OPPONENT RED-ZONE

Date	Opponent	Score	Times		Total	Rush		Pass	FGs	Failed to score inside RZ					
			In RZ	Scored	Pts	TDs	TDs	TDs	Made	FGA	Downs	Int	Fumb	Half	Game
Sep 02	at #1 Georgia	L 7-48	1	1	7	1	0	1	0	0	0	0	0	0	0
Sep 09	Missouri State	W 38-31	4	4	24	3	1	2	1	0	0	0	0	0	0
Sep 16	HCU	W 66-7	6	4	24	3	1	2	1	0	0	0	1	1	0
Totals			11	9	55	7	2	5	2	0	0	0	1	1	0
			9 of 11 (81.8%)												

UT MARTIN INSIDE OPPONENT RED-ZONE

Date	Opponent	Score	Times		Total	Rush		Pass	FGs	Failed to score inside RZ					
			In RZ	Scored	Pts	TDs	TDs	TDs	Made	FGA	Downs	Int	Fumb	Half	Game
Sep 02	at #1 Georgia	L 7-48	5	5	27	3	3	0	2	0	0	0	0	0	0
Sep 09	Missouri State	W 38-31	3	3	17	2	1	1	1	0	0	0	0	0	0
Sep 16	HCU	W 66-7	1	1	7	1	0	1	0	0	0	0	0	0	0
Totals			9	9	51	6	4	2	3	0	0	0	0	0	0
			9 of 9 (100.0%)												

LONGEST PLAYS

20-YARD PLUS PLAYS

Yards	Type	Player(s)	Opponent
*95	KR	LeFLORE, Narkel	HCU
*81	Rush	FRANKLIN, Sam	Missouri State
52	Pass	WONDEH, Asa from DENT, Kinkead	HCU
*50	Pass	RUCKER, Trevonte from DENT, Kinkead	HCU
*49	Rush	FRANKLIN, Sam	Missouri State
*46	Rush	FRANKLIN, Sam	HCU
*43	Pass	HARDY II, Shawn from DENT, Kinkead	HCU
41	Rush	FRANKLIN, Sam	HCU
35	Pass	TANKSLEY, DeVonte from DENT, Kinkead	HCU
*34	Pass	TANKSLEY, DeVonte from DENT, Kinkead	HCU
*32	Pass	SMITH, Ajay from SPARKS, Kody	HCU
30	Rush	CASTLEBERRY, Jordan	Missouri State
28	KR	LeFLORE, Narkel	HCU
26	Rush	DENT, Kinkead	Georgia
25	Rush	HARRIS, Corey	HCU
24	Pass	TANKSLEY, DeVonte from DENT, Kinkead	HCU
21	KR	LeFLORE, Narkel	Missouri State
20	Rush	FRANKLIN, Sam	Missouri State
*20	Rush	FRANKLIN, Sam	Missouri State

* touchdown scored on play

LONGEST PLAYS BY THE NUMBERS

Long Plays By Yards	No.	TD
100+	0	0
90-99	1	1
80-89	1	1
70-79	0	0
60-69	0	0
50-59	2	1
40-49	4	3
30-39	4	2
20-29	7	1
Long Plays By Type	No.	TD
Rushing	9	4
Passing	7	4
Punt returns	0	0
Kick returns	3	1
Interceptions	0	0
Fumble returns	0	0
Other	0	0
TOTAL	19	9

20-YARD PLUS BY PLAYER

Player	No.	TD	R	P	KR	PR	IR	FR
FRANKLIN, Sam	6	4	6	0	0	0	0	0
TANKSLEY, DeVonte	3	1	0	3	0	0	0	0
LeFLORE, Narkel	3	1	0	0	3	0	0	0
RUCKER, Trevonte	1	1	0	1	0	0	0	0
HARDY II, Shawn	1	1	0	1	0	0	0	0
SMITH, Ajay	1	1	0	1	0	0	0	0
WONDEH, Asa	1	0	0	1	0	0	0	0
CASTLEBERRY, Jordan	1	0	1	0	0	0	0	0
DENT, Kinkead	1	0	1	0	0	0	0	0
HARRIS, Corey	1	0	1	0	0	0	0	0
TOTAL	19	9	9	7	3	0	0	0

LONGEST PLAYS OF THE YEAR

Rushing

81 FRANKLIN, Sam vs Missouri State (9/9/2023)

Rushing Touchdown

81 FRANKLIN, Sam vs Missouri State (9/9/2023)

Passing

52 WONDEH, Asa from DENT, Kinkead vs HCU (9/16/2023)

Passing Touchdown

50 RUCKER, Trevonte from DENT, Kinkead vs HCU (9/16/2023)

Punt Return

9 BAKER, Oshae vs HCU (9/16/2023)

Kick Return

95 LeFLORE, Narkel vs HCU (9/16/2023)

Interception Return

5 McGOY, JaMichael vs Missouri State (9/9/2023)

Fumble Return

0 DOTSON, Daylan vs Missouri State (9/9/2023)

Punt

66 LAROS, Aidan vs Georgia (9/2/2023)

Field Goal

33 LAROS, Aidan vs HCU (9/16/2023)

GAME ONE | #1 GEORGIA

Sept. 2 | Sanford Stadium | Athens, Ga.
6 pm | Att: 92,746



SCORE BY QUARTER	1ST	2ND	3RD	4TH	TOTAL
UT Martin	0	0	0	7	7
Georgia	7	10	14	17	48

STATISTICAL LEADERS

	UTM	UGA
FIRST DOWNS	15	28
Rushing	6	7
Passing	7	17
Penalty	2	4
NET YARDS RUSHING	132	159
Rushing Attempts	30	30
Average Per Rush	4.4	5.3
Rushing Touchdowns	0	3
Yards Gained Rushing	143	162
Yards Lost Rushing	11	3
NET YARDS PASSING	128	400
Completions-Attempts-Int	18-33-1	26-40-0
Average Per Attempt	3.9	10.0
Average Per Completion	7.1	15.4
Passing Touchdowns	1	2
TOTAL OFFENSE YARDS	260	559
Total offense plays	63	70
Average Gain Per Play	4.1	8.0
Fumbles: Number-Lost	1-0	1-0
Penalties: Number-Yards	10-72	5-42
PUNTS-YARDS	9-431	5-223
Average Yards Per Punt	47.9	44.6
Net Yards Per Punt	43.6	44.6
Inside 20	3	2
50+ Yards	4	1
Touchbacks	1	0
Fair catch	4	3
KICKOFFS-YARDS	2-130	9-557
Average Yards Per Kickoff	65.0	61.9
Net Yards Per Kickoff	37.0	41.7
Touchbacks	1	7
Fair Catch Yards	0	23
Punt returns: Number-Yards-TD	0-0-0	2-19-0
Average Per Return	0.0	9.5
Kickoff returns: Number-Yds-TD	1-7-0	1-31-0
Average Per Return	7.0	31.0
Interceptions: Number-Yds-TD	0-0-0	1-26-1
Fumble Returns: Number-Yds-TD	0-0-0	0-0-0
Miscellaneous Yards	0	0
Possession Time	28:12	27:53
1st Quarter	7:59	7:01
2nd Quarter	5:38	9:22
3rd Quarter	4:42	6:23
4th Quarter	9:53	5:07
Third-Down Conversions	2 of 14	5 of 12
Fourth-Down Conversions	1 of 1	0 of 0
Red-Zone Scores-Chances	1-1	5-5
Touchdowns	1-1	3-5
Field goals	0-1	2-5
Sacks By: Number-Yards	0-0	1-4
PAT Kicks	1-1	6-6
Field Goals	0-1	2-2
Points off turnovers	0	7

» GAME NOTES

Laros averaged 50.2 yards per punt attempt

Rucker scored the first touchdown of the season for the Skyhawks on a nine-yard reception from Dent

The Skyhawks played their 28th game against a FBS opponent

SKYHAWK FOOTBALL HANGS TOUGH BUT FALLS IN SEASON OPENER AT NO. 1 GEORGIA

The University of Tennessee at Martin battled throughout the evening against two-time defending Football Bowl Subdivision champion Georgia before falling 48-7 in front of a sellout crowd of 92,746 fans at Sanford Stadium.

The Skyhawk defense showed out in the first quarter, limiting the No. 1 ranked Bulldogs to seven points on just 59 total yards over three drives – including a pair of three-and-outs. Georgia scored 10 points in the second quarter to take a 17-0 halftime advantage. Following 21 unanswered Bulldog points, UT Martin got on the scoreboard with a touchdown with 6:39 remaining in the fourth quarter before Georgia registered 10 points over the final 2:09 to close out the contest.

The Skyhawks (0-1) committed only one turnover in the contest and allowed just one sack to a Bulldog (1-0) squad that won their school-record 18th consecutive game.

Graduate quarterback Kinkead Dent made his Skyhawk debut tonight, completing 18 passes for 128 yards and a touchdown. The Yazoo City, Miss. native also added a team-best 47 rushing yards on just six carries.

Trevonte Rucker made an acrobatic one-handed catch for UT Martin's touchdown, hauling in a nine-yard scoring reception. He was one of nine Skyhawks to catch a pass tonight as Eastern New Mexico transfer Asa Wondeh tallied team-highs of four receptions and 42 yards.

On the ground, Sam Franklin gained 46 yards on a team-best 12 carries while Jordan Castleberry checked in with 56 all-purpose yards (31 rushing, 25 receiving).

Defensively, UT Martin was led by Jaylon Sharpe's game-high eight tackles and 0.5 tackles for loss. Chris Hunter had a big performance with seven tackles (five solo) and a tackle for loss while Oshae Baker managed five solo stops with a tackle for loss and a forced fumble. Calvontay Key (0.5 tackles for loss), Josh Hastings (five solo tackles) and Kaleb Almo (three tackles) also had pass breakups for the Skyhawk secondary. Jarid Johnson and Davonte Murray additionally secured 0.5 tackles for loss on the UT Martin defensive line.

On special teams, Aidan Laros boomed eight punts for an average of 50.2 yards per boot, including a long of 66 yards. He consistently pinned Georgia deep in its own territory, placing two punts inside the 20-yard line with impressive hang time.

Georgia was paced by Carson Beck's 294 passing yards as he completed 21-of-31 passes with a touchdown. Brock Vandagriff also threw for a touchdown while Brock Bowers caught five passes for 77 yards to go along with a rushing score. Roderick Robinson II and Carson Beck both rushed for touchdowns while Mekhi Mews and Oscar Delp had touchdown receptions. Malaki Starks (eight tackles) and Kyron Jones (26-yard interception return for a touchdown) guided the Bulldog defense.

SCORING SUMMARY

Team	Qtr/Time	Scoring play	Conversion	P-Yds-TOP	Score
UGA	1st/03:40	Bowers,Brock 3 yd run	Woodring,Peyton kick	10-76-4:39	0-7
UGA	2nd/04:29	Beck,Carson 4 yd run	Woodring,Peyton kick	7-68-2:43	0-14
UGA	2nd/00:03	Woodring,Peyton 23 yd field goal		12-75-2:14	0-17
UGA	3rd/08:29	Mews,Mekhi 54 yd pass from Beck,Carson	Woodring,Peyton kick	6-98-0:00	0-24
UGA	3rd/05:35	Robinson II,Rod 2 yd run	Woodring,Peyton kick	5-80-1:54	0-31
UGA	4th/11:36	Delp,Oscar 21 yd pass from Vandagriff,Broc	Woodring,Peyton kick	2-77-0:37	0-38
UTM	4th/06:39	RUCKER, Trevont 9 yd pass from DENT, Kinkead	LAROS, Aidan kick	12-75-4:57	7-38
UGA	4th/02:09	Woodring,Peyton 33 yd field goal		10-60-4:30	7-41
UGA	4th/01:59	Jones,Kyron 26 yd interception return	Woodring,Peyton kick		7-48

STATISTICAL LEADERS

» UT MARTIN

RUSHING	ATT	YDS	TD	LG
DENT, KINKEAD	6	47	0	26
FRANKLIN, SAM	12	46	0	10
PASSING	C-A-I	YDS	TD	LG
DENT, KINKEAD	18-32-0	128	1	17
RECEIVING	NO.	YDS	TD	LG
WONDEH, ASA	4	42	17	0
CASTLEBERRY, JORDAN	3	25	0	16
DEFENSE	S	A	TOT	OTHER
SHARPE, JAYLON	4	4	8	0.5 TFL
HUNTER, CHRIS	5	2	7	1.0 TFL

» GEORGIA

RUSHING	ATT	YDS	TD	LG
MILTON, KENDALL	9	53	0	37
ROBINSON, RODERICK	8	50	1	23
PASSING	C-A-I	YDS	TD	LG
BECK, CARSON	21-31-0	294	1	54
RECEIVING	NO.	YDS	TD	LG
BOWERS,BROCK	5	77	0	23
MEWS,MEKHI	3	75	1	54
DEFENSE	S	A	TOT	OTHER
STARKS, MALAKI	3	5	8	1 PBU
SMITH, TYKEE	3	3	6	1.0 TFL

GAME TWO | MISSOURI STATE

Sept. 9 | Hardy Graham Stadium | Martin, Tenn.
6 pm | Att: 6,104



SCORE BY QUARTER	1ST	2ND	3RD	4TH	TOTAL
Missouri State	7	0	7	17	31
UT Martin	17	7	0	14	38

STATISTICAL LEADERS

	MSU	UTM
FIRST DOWNS	26	24
Rushing	4	17
Passing	21	7
Penalty	1	0
NET YARDS RUSHING	111	405
Rushing Attempts	36	41
Average Per Rush	3.1	9.9
Rushing Touchdowns	1	3
Yards Gained Rushing	131	426
Yards Lost Rushing	20	21
NET YARDS PASSING	402	107
Completions-Attempts-Int	27-48-1	14-33-0
Average Per Attempt	8.4	3.2
Average Per Completion	14.9	7.6
Passing Touchdowns	3	2
TOTAL OFFENSE YARDS	513	512
Total offense plays	84	74
Average Gain Per Play	6.1	6.9
Fumbles: Number-Lost	1-1	0-0
Penalties: Number-Yards	2-20	5-35
PUNTS-YARDS	4-182	4-178
Average Yards Per Punt	45.5	44.5
Net Yards Per Punt	44.5	40.8
Inside 20	1	2
50+ Yards	1	0
Touchbacks	0	0
Fair catch	2	0
KICKOFFS-YARDS	6-314	7-445
Average Yards Per Kickoff	52.3	63.6
Net Yards Per Kickoff	41.3	42.9
Touchbacks	1	4
Fair Catch Yards	45	0
Punt returns: Number-Yards-TD	3-15-0	2-4-0
Average Per Return	5.0	2.0
Kickoff returns: Number-Yds-TD	3-45-0	3-41-0
Average Per Return	15.0	13.7
Interceptions: Number-Yds-TD	0-0-0	1-5-0
Fumble Returns: Number-Yds-TD	0-0-0	1-0-0
Miscellaneous Yards	0	0
Possession Time	35:06	24:54
1st Quarter	6:08	8:52
2nd Quarter	6:04	8:56
3rd Quarter	13:38	1:22
4th Quarter	9:16	5:44
Third-Down Conversions	10 of 21	7 of 14
Fourth-Down Conversions	3 of 3	0 of 1
Red-Zone Scores-Chances	3-3	4-4
Touchdowns	2-3	3-4
Field goals	1-3	1-4
Sacks By: Number-Yards	2-18	1-2
PAT Kicks	4-4	5-5
Field Goals	1-2	1-2
Points off turnovers	0	3

» GAME NOTES

Sam Franklin opened game with 81-yard rushing touchdown

Franklin tallied 259 rushing yards, ranking second in program history

Franklin rushed for three touchdowns in the win, the second time in his career

Skyhawks rushed for 405 yards on 41 carries - ranking as the most since 2007

Daylan Dotson tallied the fourth fumble recovery of his career

Skyhawks improved to 16-2 in season openers under Jason Simpson

FRANKLIN RUNS WILD AS SKYHAWK FOOTBALL HOLDS OFF MISSOURI STATE, 38-31 IN HOME OPENER

A dominant rushing performance out of redshirt sophomore running back Sam Franklin set the tone for the University of Tennessee at Martin football team this evening as the Skyhawks defeated Missouri State by a 38-31 margin on Family Weekend at Hardy Graham Stadium.

UT Martin cruised to a 24-7 halftime advantage before the visiting Bears scored 17 unanswered points to even the score with 9:39 remaining. Both sides swapped touchdowns on their ensuing possessions before a Franklin touchdown from 20 yards out - his third score of the night - with 1:45 to go and one final defensive stand sealed the triumph. The victory increased the Skyhawks' record to 16-2 in home openers under head coach Jason Simpson.

Franklin ended his night with a career-best 259 rushing yards on 20 totes, averaging a whopping 13.0 yards per carry. The Little Rock, Ark. native ranked second in school history in single-game rushing yards, trailing only Don Chapman's 272 yards at Southeast Missouri on Oct. 30, 2004. Franklin took the opening play of the game 81 yards untouched for a rushing touchdown and also scored on a 49-yard scamper in the fourth quarter before his game-winning touchdown. This contest marked the second outing with three rushing touchdowns in his career - joining his performance against Lindenwood in 2022.

As a unit, the UT Martin (1-1) offensive line showed out to the tune of 405 yards on 41 carries tonight - averaging 9.9 yards per rush. That performance on the ground was the most by a Skyhawk team since UT Martin ran for 531 yards against Murray State on Nov. 10, 2007 - a span of 171 games.

Kinthead Dent passed for a pair of touchdowns this evening, hitting Austin Bray and Marlon Cook, Jr. for scores in the first half. Devonte Tanksley set team-highs with four receptions and 44 yards as eight different UT Martin receivers hauled in passes.

Defensively, Carson Evans tallied a career-high 14 tackles while Oshae Baker (two tackles for loss) accumulated a career-best 10 tackles. Daylan Dotson piled up 10 stops, a fumble recovery and a game-high four quarterback hurries while tying Giovanni Davis for the team lead with 2.5 tackles for loss. JaMichael McGoy came away with the first Skyhawk interception of the season while Jarid Johnson had a sack and forced fumble. The trio of Josh Hastings, Jack Lucas and Tevin Shipp registered two pass breakups apiece for UT Martin, who limited the Bears to 155 total yards in the opening half.

Aidan Laros continued the spectacular start to his Skyhawk career as the redshirt sophomore from Cape Town, South Africa booted four punts to a 44.5-yard average and made a 29-yard field goal. He also split the uprights on all five PAT attempts.

Missouri State (0-2) was led by quarterback Jacob Clark, who passed for 332 yards and three touchdowns. Raylen Sharpe posted seven receptions for 142 yards and a touchdown while Jacardia Wright (team-high 46 rushing yards), Jmariya Robinson and D'Vontae Key each found the endzone while Todric McGee amassed a game-high 15 tackles with three pass breakups.

SCORING SUMMARY

Team	Qtr/Time	Scoring play	Conversion	P-Yds-TOP	Score
UTM	1st/14:43	FRANKLIN, Sam 81 yd run	LAROS, Aidan kick	1-81-0:11	0-7
MSU	1st/12:20	Sharpe, Raylen 33 yd pass from Clark, Jacob	Rozanc, Owen kick	6-75-2:23	7-7
UTM	1st/07:16	LAROS, Aidan 29 yd field goal		6-22-1:55	7-10
UTM	1st/02:28	BRAY, Austin 3 yd pass from DENT, Kinthead	LAROS, Aidan kick	10-66-3:28	7-17
UTM	2nd/06:15	COOK, Marlon 12 yd pass from DENT, Kinthead	LAROS, Aidan kick	13-85-4:28	7-24
MSU	3rd/05:29	Key, D'Vontae 24 yd pass from Clark, Jacob	Rozanc, Owen kick	10-82-3:30	14-24
MSU	4th/14:15	Rozanc, Owen 38 yd field goal		10-49-4:48	17-24
MSU	4th/09:39	Robinson, Jmariya 10 yd pass from Clark, Jacob	Rozanc, Owen kick	6-71-3:03	24-24
UTM	4th/09:04	FRANKLIN, Sam 49 yd run	LAROS, Aidan kick	3-60-0:35	24-31
MSU	4th/05:21	Wright, Jacardia 4 yd run	Rozanc, Owen kick	11-75-3:43	31-31
UTM	4th/01:45	FRANKLIN, Sam 20 yd run	LAROS, Aidan kick	8-76-3:29	31-38

STATISTICAL LEADERS

» UT MARTIN

RUSHING	ATT	YDS	TD	LG
SAM FRANKLIN	20	259	3	81
JORDAN CASTLEBERRY	6	66	0	30
PASSING	C-A-I	YDS	TD	LG
KINHEAD DENT	14-33-0	107	2	14
RECEIVING	NO.	YDS	TD	LG
DEVONTE TANKSLEY	4	44	0	14
TREVONTE RUCKER	3	20	0	9
DEFENSE	S	A	TOT	OTHER
CARSON EVANS	5	8	13	0.5 TFL
DAYLAN DOTSON	3	7	10	2.5 TFL

» MISSOURI STATE

RUSHING	ATT	YDS	TD	LG
JACARDIA WRIGHT	18	46	1	22
JACOB CLARK	9	38	0	9
PASSING	C-A-I	YDS	TD	LG
JACOB CLARK	23-42-0	332	3	40
RECEIVING	NO.	YDS	TD	LG
RAYLEN SHARPE	7	142	1	33
HUNTER WOOD	7	74	0	28
DEFENSE	S	A	TOT	OTHER
TODRIC MCGEE	8	7	15	3 PBU
AVERY POWELL	8	2	10	1 PBU

GAME THREE | HOUSTON CHRISTIAN

Sept. 16 | Hardy Graham Stadium | Martin, Tenn.
6 pm | Att: 3,102



SCORE BY QUARTER	1ST	2ND	3RD	4TH	TOTAL
HCU	7	0	0	0	7
UT Martin	14	24	21	7	66

STATISTICAL LEADERS

	HCU	UTM
FIRST DOWNS	8	32
Rushing	2	13
Passing	5	18
Penalty	1	1
NET YARDS RUSHING	39	270
Rushing Attempts	25	49
Average Per Rush	1.6	5.5
Rushing Touchdowns	0	2
Yards Gained Rushing	81	299
Yards Lost Rushing	42	29
NET YARDS PASSING	174	437
Completions-Attempts-Int	12-29-3	27-36-0
Average Per Attempt	6.0	12.1
Average Per Completion	14.5	16.2
Passing Touchdowns	1	6
TOTAL OFFENSE YARDS	213	707
Total offense plays	54	85
Average Gain Per Play	3.9	8.3
Fumbles: Number-Lost	2-1	2-1
Penalties: Number-Yards	4-40	5-30
PUNTS-YARDS	8-293	2-94
Average Yards Per Punt	36.6	47.0
Net Yards Per Punt	34.9	27.0
Inside 20	2	0
50+ Yards	0	0
Touchbacks	0	2
Fair catch	1	0
KICKOFFS-YARDS	2-124	11-680
Average Yards Per Kickoff	62.0	61.8
Net Yards Per Kickoff	0.5	38.2
Touchbacks	0	8
Fair Catch Yards	0	14
Punt returns: Number-Yards-TD	0-0-0	2-14-0
Average Per Return	0.0	7.0
Kickoff returns: Number-Yds-TD	2-60-0	2-123-1
Average Per Return	30.0	61.5
Interceptions: Number-Yds-TD	0-0-0	3-0-0
Fumble Returns: Number-Yds-TD	0-0-0	1--11-0
Miscellaneous Yards	0	0
Possession Time	21:38	38:22
1st Quarter	6:45	8:15
2nd Quarter	5:51	9:09
3rd Quarter	5:11	9:49
4th Quarter	3:51	11:09
Third-Down Conversions	3 of 15	9 of 15
Fourth-Down Conversions	0 of 1	3 of 3
Red-Zone Scores-Chances	1-1	4-6
Touchdowns	1-1	3-6
Field goals	0-1	1-6
Sacks By: Number-Yards	1-10	4-20
PAT Kicks	1-1	9-9
Field Goals	0-0	1-1
Points off turnovers	0	14

» GAME NOTES

The Skyhawks tallied 707 yards of total offense, ranking as the second-most yards in program history

Kinkead Dent tallied six total touchdowns, ranking as the most against a Division I opponent since 2012

UT Martin set a school record with 32 first downs

Six different receivers tallied touchdown receptions

Skyhawks held HCU to 39 rushing yards

Skyhawk defense forced three turnovers, including two interceptions and a fumble

Franklin recorded the fourth 100-yard rushing performance of his career

DeVonte Tanksley notched his second 100-yard receiving contest of career

SKYHAWK FOOTBALL COASTS TO DOMINANT 66-7 IN ONE-SIDED HOME ROUT OF HCU

All three phases shined for the University of Tennessee at Martin football squad this evening as the Skyhawks soared for a complete 66-7 triumph over Southland Conference opponent HCU at Hardy Graham Stadium.

UT Martin (2-1) outgained the visiting Huskies by a 707-213 margin in total offense as the Skyhawk offense posted 8.3 yards per play on the way to eight touchdowns (six passing, two rushing). The scoring performance were the most points for UT Martin against a Football Championship Subdivision opponent since a 66-59 victory at Murray State on Oct. 13, 2012.

Defensively, the Skyhawks held HCU to only seven first downs and 39 rushing yards (1.6 yards per carry). The Huskies (1-2) were limited to 3-for-15 on third down conversions as UT Martin recorded four sacks, 10 tackles for loss and forced three turnovers (two interceptions and a fumble recovery).

On special teams, Narkel LeFlore returned the opening kickoff of the second half 95 yards to the house for the Skyhawks' first kick return touchdown since Oct. 21, 2017 at Eastern Kentucky. Aidan Laros was a perfect 9-for-9 in PAT attempts and added a 33-yard field goal for UT Martin.

Kinkead Dent was on fire tonight as the graduate signal-caller from Yazoo City, Miss. was responsible for six combined scores. He completed 20 of his 27 pass attempts for 347 yards with five touchdowns, connecting with five different wide receivers for scores. The Ole Miss transfer also rushed for his first career touchdown to become the first UT Martin quarterback with six scores against a FCS opponent since Nov. 3, 2012. Kody Sparks came in with 6:45 to go in the third quarter and went 7-for-9 for 90 yards and his first career touchdown to give the Skyhawks 437 yards of passing offense.

Ten different UT Martin wide receivers hauled in a catch this evening as DeVonte Tanksley (team-highs of six receptions and 120 yards), Trevonte Rucker, Shawn Hardy II, Zoe Roberts, Marlon Cook, Jr. and Ajay Smith each reeled in touchdown catches. Asa Wondeh also had a big game with five receptions for 99 yards for the Skyhawks, who generated 247 yards after catch as a unit.

Sam Franklin paced the UT Martin rushing attack with 127 yards on 17 carries in addition to a touchdown. Corey Harris (six rushes for 49 yards) and Glover Cook, Jr. (six rushes for 42 yards) also performed well in the second half for the Skyhawks, who ran for 270 yards and 5.5 yards-per-carry behind another excellent performance by the offensive line.

Kaleb Almo made the most out of his first career start, racking up a team-best seven tackles out of the UT Martin secondary. Oshae Baker (interception) and LaMarion Pierce (interception), JaMichael McGoy (forced fumble) and Jack Lucas (fumble recovery, game-high two pass breakups) all had their hands in turnovers for the Skyhawks. Daylan Dotson came away with 1.5 sacks while Charles Perkins (one), Bryce Dailey (one) and Giovanni Davis (0.5) also amassed sacks to pace 11 different UT Martin players with tackles for loss. Tevin Shipp broke through the line for a game-high three quarterback hurries to cap off a thorough effort for the Skyhawk defense.

SCORING SUMMARY

Team	Qtr	Time	Scoring play	Conversion	P-Yds	TOP	Score
UTM	1st	10:38	RUCKER, Trevont 50 yd pass from DENT, Kinkead	LAROS, Aidan kick	7-94	2:18	0 7
UTM	1st	07:11	TANKSLEY, Devon 34 yd pass from DENT, Kinkead	LAROS, Aidan kick	6-51	2:00	0 14
HCU	1st	05:40	McMillan, Deuce 10 yd pass from Suits, Colby	Fedor, Dillon kick	4-75	1:31	7 14
UTM	2nd	13:30	FRANKLIN, Sam 46 yd run	LAROS, Aidan kick	5-70	1:42	7 21
UTM	2nd	10:56	HARDY II, Shawn 43 yd pass from DENT, Kinkead	LAROS, Aidan kick	1-43	0:09	7 28
UTM	2nd	06:35	ROBERTS, Zoe 6 yd pass from DENT, Kinkead	LAROS, Aidan kick	7-52	3:19	7 35
UTM	2nd	03:12	LAROS, Aidan 33 yd field goal		6-53	2:50	7 38
UTM	3rd	14:47	LeFLORE, Narkel 95 yd kickoff return	LAROS, Aidan kick			7 45
UTM	3rd	10:38	DENT, Kinkead 9 yd run	LAROS, Aidan kick	11-45	3:59	7 52
UTM	3rd	08:24	COOK, Marlon 3 yd pass from DENT, Kinkead	LAROS, Aidan kick	2-55	0:52	7 59
UTM	4th	13:32	SMITH, Ajay 32 yd pass from SPARKS, Kody	LAROS, Aidan kick	5-60	2:02	7 66

STATISTICAL LEADERS

» UT MARTIN

RUSHING	ATT	YDS	TD	LG
SAM FRANKLIN	17	127	1	64
COREY HARRIS	6	49	0	25
PASSING	C-A-I	YDS	TD	LG
KINKEAD DENT	20-27-0	347	5	52
RECEIVING	NO.	YDS	TD	LG
DEVONTE TANKSLEY	6	120	1	35
ASA WONDEH	5	99	0	52
DEFENSE	S	A	TOT	OTHER
KALEB ALMO	4	3	7	0.5 TFL
DAYLAN DOTSON	1	2	3	1.5 TFL

» HCU

RUSHING	ATT	YDS	TD	LG
SAM FRANKLIN	10	44	0	11
RJ SMITH	6	11	0	8
PASSING	C-A-I	YDS	TD	LG
COLBY SUITS	10-24-2	142	1	63
RECEIVING	NO.	YDS	TD	LG
CHAMP DOZIER	3	67	0	63
DERRION SHERFIELD	3	21	0	13
DEFENSE	S	A	TOT	OTHER
RODNEY DANSBY	2	10	12	-
ISAIAH CASH	7	2	9	-